

SUPREME COURT OF QUEENSLAND

REGISTRY: Brisbane
NUMBER: 3508 of 2015

IN THE MATTER OF LM INVESTMENT MANAGEMENT LIMITED (IN LIQUIDATION) (RECEIVERS APPOINTED) ACN 077 208 461

First Applicants: **JOHN RICHARD PARK AND GINETTE DAWN MULLER AS LIQUIDATORS OF LM INVESTMENT MANAGEMENT LIMITED (IN LIQUIDATION)(RECEIVERS APPOINTED) ACN 077 208 461 THE RESPONSIBLE ENTITY OF THE LM FIRST MORTGAGE INCOME FUND ARSN 089 343 288**

AND

Second Applicant: **LM INVESTMENT MANAGEMENT LIMITED (IN LIQUIDATION)(RECEIVERS APPOINTED) ACN 077 208 461 THE RESPONSIBLE ENTITY OF THE LM FIRST MORTGAGE INCOME FUND ARSN 089 343 288**

AND


Respondent: **DAVID WHYTE AS THE PERSON APPOINTED TO SUPERVISE THE WINDING UP OF THE LM FIRST MORTGAGE INCOME FUND ARSN 089 343 288 PURSUANT TO SECTION 601NF OF THE CORPORATIONS ACT 2001**

SEAN CHARLES RUSSELL of Level 18, 300 Queen Street, Brisbane, Queensland,

Solicitor states on oath:-

PAGE 1

Signed 


Solicitor/Barrister/Justice of the Peace

AFFIDAVIT OF SEAN CHARLES RUSSELL

Filed on behalf of the Applicants

Form 46 Rule 431

Russells
Level 18
300 Queen Street
BRISBANE 4000
Phone: 07 3004 8888
Fax: 07 3004 8899

P20150297_071

1. I am a solicitor admitted to practise in the Supreme Court of Queensland in the employ of Russells, solicitors for the Applicants. I assist Mr Ashley Tiplady, a partner of Russells, with the day to day carriage of this matter.

2. Now produced and shown to me and marked "**SCPR-3**" is an indexed, paginated bundle of documents to which I shall refer in this affidavit. References to numbers in [] are references to the page numbers of SCPR-3.

3. At [1] to [12] are copies of correspondence passing between Russells and Tucker & Cowen, solicitors for the Respondent, which I either caused to be sent or received. So as to avoid burdening the Court file, I have not exhibited all of the enclosures to those pieces of correspondence.

4. I know Ms Kelly Trenfield to be a Senior Managing Director of FTI Consulting, the firm of which the First Applicants are principals. Ms Trenfield has the day to day conduct of all matters related to the winding up of the Second Applicant.


5. Ms Trenfield informs me, and I verily believe, that orders to similar effect of those sought by paragraphs 15 to 19 of the Further Amended Originating Application filed in these proceedings on 16 December, 2015 ("**a Service Order**") have been obtained on a number of occasions.

6. From acting for the Applicants and from Russells' files, I am aware that Service Orders have been made in the following proceedings in this Honourable Court:-

(a) in proceedings numbered 3691 of 2013 by Justice Peter Lyons on 14 November, 2013;

PAGE 2

Signed


Solicitor/Barrister/Justice of the Peace

-
- (b) in proceedings numbered 11593 of 2013 by Justice Mullins on 17 December, 2013;
 - (c) in proceedings numbered 8884 of 2014 by Justice Peter Lyons on 22 September, 2014;
 - (d) in proceedings numbered 8792 of 2013 by Justice Jackson on 5 November, 2015.


7. Ms Trenfield further informs me, and I verily believe, that FTI Consulting has never received any correspondence from a member of any of the Other Funds (as that term is defined in the Further Amended Originating Applications) or from a creditor of the Second Applicant to the effect that such a party wishes to be heard in any of the proceedings in which a Service Order was made.

8. At [13] to [28] is a document which (as I am informed by Ms Trenfield and believe):-

- (a) lists all of the parties who were either identified as creditors of the Second Applicant by the Second Applicant's director's Report as to Affairs prepared pursuant to section 438B(2) of the *Corporations Act 2001* or who have subsequently submitted claims to the First Applicants as at 19 November, 2015;
- (b) separates unsecured creditors into the following categories:-
 - (i) "Advisors," being those persons to whom the Second Applicant potentially owes commissions for advising investors to invest in the FMIF or the Other Funds;
 - (ii) "Corporate Creditors," being those creditors, in respect of whose debts the Second Applicant does not, in the First Applicants'

PAGE 3

Signed


Solicitor/Barrister/Justice of the Peace

preliminary opinion, have a *prima facie* claim to be indemnified out of one of the FMIF or the Other Funds;

(iii) "Fund Creditors," being those creditors, in respect of whose debts the Second Applicant does, in the First Applicants' preliminary opinion, have a *prima facie* claim to be indemnified out of one of the FMIF or the Other Funds;


(iv) "Investor Claims," being those members of the FMIF or the Other Funds who have claimed to be creditors of the Second Applicant;

(c) is a document taken from the records maintained by the First Applicants in their management of the winding up of the Second Applicant.

9. All the facts and circumstances deposed to are within my own knowledge save such as are deposed to from information only and my means of knowledge and sources of information appear on the face of this my Affidavit.

SWORN by **SEAN CHARLES RUSSELL** on 17 December, 2015 at Brisbane in the presence of:


Deponent


Solicitor/Barrister/Justice of the Peace
AMANDA JANE SKOIEU

SUPREME COURT OF QUEENSLAND

REGISTRY: Brisbane
NUMBER: 3508 of 2015

IN THE MATTER OF LM INVESTMENT MANAGEMENT LIMITED (IN LIQUIDATION) (RECEIVERS APPOINTED) ACN 077 208 461

First Applicants: **JOHN RICHARD PARK AND GINETTE DAWN MULLER AS LIQUIDATORS OF LM INVESTMENT MANAGEMENT LIMITED (IN LIQUIDATION)(RECEIVERS APPOINTED) ACN 077 208 461 THE RESPONSIBLE ENTITY OF THE LM FIRST MORTGAGE INCOME FUND ARSN 089 343 288**

AND

Second Applicant: **LM INVESTMENT MANAGEMENT LIMITED (IN LIQUIDATION)(RECEIVERS APPOINTED) ACN 077 208 461 THE RESPONSIBLE ENTITY OF THE LM FIRST MORTGAGE INCOME FUND ARSN 089 343 288**


AND

Respondent: **DAVID WHYTE AS THE PERSON APPOINTED TO SUPERVISE THE WINDING UP OF THE LM FIRST MORTGAGE INCOME FUND ARSN 089 343 288 PURSUANT TO SECTION 601NF OF THE CORPORATIONS ACT 2001**

Bound and marked SCPR-3 are the exhibits to the Affidavit of **SEAN CHARLES RUSSELL** sworn 17 December, 2015:



Deponent



Solicitor/Barrister/Justice of the Peace

CERTIFICATE OF EXHIBIT

Filed on behalf of the Applicants

Form 47 Rule 435

Russells
Level 18
300 Queen Street
BRISBANE 4000
Phone: 07 3004 8888
Fax: 07 3004 8899

SUPREME COURT OF QUEENSLAND

REGISTRY: Brisbane
NUMBER: 3508 of 2015

IN THE MATTER OF LM INVESTMENT MANAGEMENT LIMITED (IN LIQUIDATION) (RECEIVERS APPOINTED) ACN 077 208 461

First Applicants: **JOHN RICHARD PARK AND GINETTE DAWN MULLER AS LIQUIDATORS OF LM INVESTMENT MANAGEMENT LIMITED (IN LIQUIDATION)(RECEIVERS APPOINTED) ACN 077 208 461 THE RESPONSIBLE ENTITY OF THE LM FIRST MORTGAGE INCOME FUND ARSN 089 343 288**

AND

Second Applicant: **LM INVESTMENT MANAGEMENT LIMITED (IN LIQUIDATION)(RECEIVERS APPOINTED) ACN 077 208 461 THE RESPONSIBLE ENTITY OF THE LM FIRST MORTGAGE INCOME FUND ARSN 089 343 288**

AND

Respondent: **DAVID WHYTE AS THE PERSON APPOINTED TO SUPERVISE THE WINDING UP OF THE LM FIRST MORTGAGE INCOME FUND ARSN 089 343 288 PURSUANT TO SECTION 601NF OF THE CORPORATIONS ACT 2001**

INDEX TO EXHIBIT SCPR-3

Description	Date	Page No(s)
Letter, Russells to Tucker & Cowen	14/12/2015	1 – 3
Email from Mr Schwarz to Mr Russell	14/12/2015	4 – 5
Email from Mr Russell to Mr Schwarz	14/12/2015	6
Email from Mr Russell to Mr Schwarz	15/12/2015	7
Email from Mr Schwarz to Mr Russell	15/12/2015	8 – 9
Letter, Tucker & Cowen to Russells	16/12/2015	10 – 12
Listing of Creditors	19/11/2015	13 – 28

CERTIFICATE OF EXHIBIT

Filed on behalf of the Applicants

Form 47 Rule 435

Russells

Level 18
300 Queen Street
BRISBANE 4000
Phone: 07 3004 8888
Fax: 07 3004 8899

Sean Russell

From: Jessie Edge-Williams on behalf of Sean Russell
Sent: Monday, 14 December 2015 12:39 PM
To: 'dschwarz@tuckercowen.com.au'
Cc: 'mziebell@tuckercowen.com.au'; Ashley Tiplady
Subject: LM Investment Management Limited (in liquidation) (receivers and managers appointed) | QSC No. 3508/15 ~20150297~
Attachments: SCPR_20150297_067(1)

Dear Colleagues

Please refer to our attached correspondence dated 14 December, 2015.

Yours faithfully

RUSSELLS

Sean Russell
Associate

Direct 07 3004 8844
Mobile 0400 521 611
SeanRussell@russellslaw.com.au



Season's Greetings

The Partners and Staff of Russells wish you a Merry Christmas and Happy New Year. Russells will close at 5.00 pm on Wednesday, 23 December, 2015 and re-open at 8.30 am on Monday, 11 January, 2016.

Liability limited by a scheme approved under professional standards legislation

Brisbane / Sydney

Postal—GPO Box 1402, Brisbane QLD 4001 / Street—Level 18, 300 Queen Street, Brisbane QLD 4000
Telephone 07 3004 8888 / Facsimile 07 3004 8899 / ABN 38 332 782 534
RussellsLaw.com.au

RUSSELLS

14 December, 2015

Our Ref: Mr Sean Russell
Your Ref: Mr Schwarz

Tucker & Cowen Solicitors
BRISBANE

email: dschwarz@tuckercowen.com.au

Dear Colleagues

LM Investment Management Limited (in liquidation) (receivers and managers appointed)
Supreme Court of Queensland Proceeding Number 3508 of 2015

We refer to the affidavit of Mr Whyte filed 28 October, 2015 in Supreme Court of Queensland Proceedings number 8032 of 2014.

At paragraph 28 of that affidavit, Mr Whyte deposes to the fact that approximately \$57.7 million is held in FMIF bank accounts. At paragraph 29 and pages 188 to 193 of exhibit DW-8, Mr Whyte deposes to receipts of \$124,250,401, net of selling costs.

It is not immediately apparent from the face of Mr Whyte's affidavit what has happened to the balance of approximately \$66,550,423. We note that our client's counsel's written submissions raised the issue at the hearing before Jackson J on 7 December, 2015 and (without intending any criticism) your client's counsel did not shed any further light on the matter.

Prima facie, that is a matter which would tend to suggest that the FMIF ought to be audited and, absent explanation, our clients intend to raise the matter before Jackson J on 17 December, 2015 in opposition to your client's submission that he ought to be directed to obtain relief from the auditing requirements under the Corporations Act 2001.

Would you please let us know what has happened to that sum (of approximately \$66.5 million) as soon as possible.

Liability limited by a scheme approved under professional standards legislation



Season's Greetings

The Partners and Staff of Russells wish you a Merry Christmas and Happy New Year. Russells will close at 5.00 pm on Wednesday, 23 December, 2015 and re-open at 8.30 am on Monday, 11 January, 2016.

Brisbane / Sydney

Postal—GPO Box 1402, Brisbane QLD 4001 / Street—Level 18, 300 Queen Street, Brisbane QLD 4000

Telephone (07) 3004 8888 / Facsimile (07) 3004 8899

RussellsLaw.com.au

SCPR_20150297_067.docx

Yours faithfully



Sean Russell
Associate

Direct (07) 3004 8844
Mobile 0400 521 611
SeanRussell@RussellsLaw.com.au

Our Ref: Mr Sean Russell
Your Ref: Mr Schwarz

Page 2 of 2

Sean Russell

From: David Schwarz [dschwarz@tuckercowen.com.au]
Sent: Monday, 14 December 2015 1:04 PM
To: Sean Russell
Cc: Mitch Ziebell; Ashley Tiplady
Subject: RE: LM Investment Management Limited (in liquidation) (receivers and managers appointed) | QSC No. 3508/15 ~20150297~

Saved: 0

Dear Sean,

Thank you for your letter. I note that it refers to an affidavit filed on 28 October 2015 in proceedings separate from the "residual powers" proceeding (in relation to which your letter is written) in which Jackson J has already delivered judgment (on 15 October 2015), so it is not clear to me on what basis you intend to raise these matters; I would be grateful if you could let us know.

Your letter says that your clients intend to oppose our client's submission as to a direction that an application be made to ASIC for relief from the auditing requirements under the *Corporations Act* 2001. I note that your client, Mr Park, said in an email to Mr Whyte on Wednesday last week, 9 December 2015, that he had no objection to Mr Whyte seeking such relief from ASIC. Could you please let us know as soon as possible whether your clients have changed their position in that regard?

I also note that the particular matter mentioned in your letter as to a "balance" of some \$66.5 million is not (so far as I am aware) a matter either mentioned at all before receipt of your clients' Counsel's submissions dated 7 December 2015 in the "MPF proceedings" or a matter about which any explanation has previously been sought by your clients; the mention in a footnote to your Counsel's submissions (for the purposes of a hearing of an application for directions in relation to the defence of certain proceedings), that the Affidavit does not explain "*what has happened to the balance funds of some \$67M*" could not be taken as a request for an explanation.

We will take instructions in relation to your letter. In the meantime, I would be grateful for your prompt response to the query above concerning an application to ASIC.

Regards

David

David Schwarz

Partner

E: dschwarz@tuckercowen.com.au

D: 07 3210 3506 | M: 0438 400 348 | T: 07 300 300 00 | F: 07 300 300 33

Level 15, 15 Adelaide Street, Brisbane | GPO Box 345, Brisbane Qld 4001

Tucker&CowenSolicitors.

First Tier for Insolvency - Doyle's Guide to the Australian Legal Profession 2015 – and ranked for Litigation and Dispute Resolution with the most ranked litigators - David Tucker, Richard Cowen, David Schwarz and Justin Marschke (also recognised again as one of Australia's Best Lawyers for litigation by **Best Lawyers® International 2016**)

Member of MSI Global Alliance



Liability limited by a scheme approved under Professional Standards Legislation

Season's Greetings. Please note our office will be closed from 5pm on Thursday, 24 December 2015 and will re-open on Monday, 4 January 2016.

This e-mail (including all attachments) is only intended for its addressee/s and may contain privileged or confidential information. Unauthorised use, copying or distribution of this document or any part of its contents, is prohibited. If you receive this document in error, please telephone us and destroy this document and any copies made. We will reimburse you for any reasonable expenses incurred in meeting this request.

From: Jessie Edge-Williams [<mailto:jedge-williams@russellslaw.com.au>] **On Behalf Of** Sean Russell
Sent: Monday, 14 December 2015 12:39 PM
To: David Schwarz
Cc: Mitch Ziebell; Ashley Tiplady
Subject: LM Investment Management Limited (in liquidation) (receivers and managers appointed) | QSC No. 3508/15 ~20150297~

Dear Colleagues

Please refer to our attached correspondence dated 14 December, 2015.

Yours faithfully

RUSSELLS

Sean Russell
Associate

Direct 07 3004 8844
Mobile 0400 521 611
SeanRussell@russellslaw.com.au



Season's Greetings

The Partners and Staff of Russells wish you a Merry Christmas and Happy New Year. Russells will close at 5.00 pm on Wednesday, 23 December, 2015 and re-open at 8.30 am on Monday, 11 January, 2016.

Liability limited by a scheme approved under professional standards legislation

Brisbane / Sydney

Postal—GPO Box 1402, Brisbane QLD 4001 / Street—Level 18, 300 Queen Street, Brisbane QLD 4000
Telephone 07 3004 8888 / Facsimile 07 3004 8899 / ABN 38 332 782 534
RussellsLaw.com.au

This email has been scanned by the Symantec Email Security.cloud service.

Sean Russell

From: Sean Russell
Sent: Monday, 14 December 2015 2:16 PM
To: 'David Schwarz'
Cc: Mitch Ziebell; Ashley Tiplady
Subject: RE: LM Investment Management Limited (in liquidation) (receivers and managers appointed) | QSC No. 3508/15 ~20150297~

Saved: 0

Dear David

To clarify the matters raised in my email:-

1. The draft orders (as they presently exist) contemplate the liquidators being directed to apply for relief from the reporting obligations from ASIC. That our clients do not wish to be so directed is, as I understand it, consistent with Mr Park's email. Not knowing the fate of the funds referred to in my letter is one of the reasons why they adopt that position.

Whether your client can obtain such a direction is a matter for him. As set out in Mr Park's email, if your client can convince ASIC that such relief, and the Court that such a direction, is appropriate; so be it;

2. In case it was not clear, we did not intend any criticism of your client's failure to respond to our clients' written submissions. Our letter of earlier today is intended to be the request for an explanation;
3. We consider that the Court may take judicial notice of the matters in Mr Whyte's affidavit in the other proceedings. If your client insists, we will arrange for Mr Park to swear an affidavit of his understanding of the matters deposed to in Mr Whyte's affidavit. With respect, that would seem to be an unduly technical approach and not cost effective in the context of the various applications.

I should say that our clients do not contend that Mr Whyte has done anything improper with the funds. They are simply seeking an explanation of the apparent discrepancy on the face of Mr Whyte's affidavit (particularly where the receipts are described as being net of sale costs).

Yours faithfully

RUSSELLS

Sean Russell

Associate

Direct 07 3004 8844

Mobile 0400 521 611

SeanRussell@russellslaw.com.au



Season's Greetings

The Partners and Staff of Russells wish you a Merry Christmas and Happy New Year. Russells will close at 5.00 pm on Wednesday, 23 December, 2015 and re-open at 8.30 am on Monday, 11 January, 2016.

Sean Russell

From: Sean Russell
Sent: Tuesday, 15 December 2015 8:15 AM
To: 'David Schwarz'
Cc: Ashley Tiplady; Mitch Ziebell
Subject: In the matter of LM Investments Limited BS 3508/15 ~20150297~
Attachments: Applicants' outline of submissions 17 Dec 2015 FINAL.pdf; Draft Order 17-12-15.pdf

Importance: High

Saved: 0

Dear Colleagues

Please find attached, by way of service, our client's outline of submissions.

We apologise for the slight delay in delivering the outline. Counsel had them completed yesterday evening but some technical difficulties intervened.

We agree that the matter will not take two days. Are you content for us to write to His Honour's associate and convey that information?

Yours faithfully

RUSSELLS

Sean Russell

Associate

Direct 07 3004 8844

Mobile 0400 521 611

SeanRussell@russellslaw.com.au



Season's Greetings

The Partners and Staff of Russells wish you a Merry Christmas and Happy New Year. Russells will close at 5.00 pm on Wednesday, 23 December, 2015 and re-open at 8.30 am on Monday, 11 January, 2016.

Liability limited by a scheme approved under professional standards legislation

Brisbane / Sydney

Postal—GPO Box 1402, Brisbane QLD 4001 / Street—Level 18, 300 Queen Street, Brisbane QLD 4000

Telephone 07 3004 8888 / Facsimile 07 3004 8899 / ABN 38 332 782 534

RussellsLaw.com.au

From: John Peden [<mailto:jpeden@qldbar.asn.au>]

Sent: Monday, 14 December 2015 6:00 PM

Sean Russell

From: David Schwarz [dschwarz@tuckercowen.com.au]
Sent: Tuesday, 15 December 2015 3:18 PM
To: Sean Russell
Cc: Ashley Tiplady; Mitch Ziebell
Subject: LM Investment Management Limited (In Liquidation) (Receivers & Managers Appointed); Park & Muller & Anor v Whyte (Supreme Court Proceeding 3508/15)

Saved: 0

Dear Colleagues,

Thank you for your email received this morning, attaching your client's Outline of Submissions.

We note that we have not yet been served with any application by your clients, as contemplated by paragraph 1 of the Order dated 12 November 2015 (as varied); any such application was to be filed by yesterday, 14 December 2015. We also note that, by email from Justice Jackson's Associate to the parties of 4 December 2015, His Honour indicated that the applications to be filed by 14 December should seek directions for the hearing of the application as well as any final relief, to be made returnable on 17 December (at which time His Honour would consider making directions or adjourning the application).

Those applications were, we understand, intended to deal with your clients' entitlement to remuneration (both for the past and for the future) and expenses and other costs insofar as an apportionment of costs is required. In that respect, the foreshadowed applications were, we understand, intended to address certain matters connected with the issues that will be the subject of submissions on Thursday and Friday, 17 and 18 December.

Could you please let us know whether your clients do intend to file any application as contemplated by the Orders and, if they do, the directions that will be sought? Given the short time remaining until the hearing of the applications on 17 and 18 December, we ask that you let us know by close of business today. We reserve our client's rights in that regard.

As to your proposal that you write to His Honour's Associate as to your view that the matter will not take 2 days, we are presently considering your clients' Submissions and, in particular, the matter of the proposed reliance upon fresh evidence that was not available at the time of His Honour's judgment. We will give further consideration to those matters, and also look forward to receiving your response regarding the further applications that were to be filed yesterday, before responding to you in that regard.

Yours faithfully,

David Schwarz
Partner

E: dschwarz@tuckercowen.com.au

D: 07 3210 3506 | M: 0438 400 348 | T: 07 300 300 00 | F: 07 300 300 33
Level 15, 15 Adelaide Street, Brisbane | GPO Box 345, Brisbane Qld 4001

First Tier for Insolvency - Doyle's Guide to the Australian Legal Profession 2015 - and ranked for Litigation and Dispute Resolution with the most ranked litigators - David Tucker, Richard Cowen, David Schwarz and Justin Marschke (also recognised again as one of Australia's Best Lawyers for litigation by **Best Lawyers® International 2016**)

Member of MSI Global Alliance



Liability limited by a scheme approved under Professional Standards Legislation

Season's Greetings. Please note our office will be closed from 5pm on Thursday, 24 December 2015 and will re-open on Monday, 4 January 2016.

This e-mail (including all attachments) is only intended for its addressee/s and may contain privileged or confidential information. Unauthorised use, copying or distribution of this document or any part of its contents, is prohibited. If you receive this document in error please telephone us and destroy this document and any copies made. We will reimburse you for any reasonable expenses incurred in meeting this request.

Sean Russell

From: Jaime Wild [JWild@tuckercowen.com.au]
Sent: Wednesday, 16 December 2015 3:56 PM
To: Sean Russell; Ashley Tiplady
Cc: David Schwarz; Alex Nase
Subject: LM Investment Management Limited (In Liq.) (Receivers and Managers Appointed) ("LMIM"); Park & Muller and LMIM as Responsible Entity of the LM First Mortgage Income Fund ("FMIF") v David Whyte Supreme Court of Qld Proceeding No. 3508/15 (Ref: 1500120)

Attachments: Letter to Russells Lawyers (TCS01098650).pdf; 524 lodged by McGrath Nichol 11.07.2013 to 10.01.2014.pdf; 524 lodged by McGrath Nichol 11.01.2014 to 10.07.2014.pdf; 524 lodged by McGrathNicol 11.07.2014 to 10.01.2015.pdf; 524 lodged by McGrathNicol 11.01.2015 to 10.07.2015.pdf

Saved: 0

Dear Colleagues,

Please see **attached** correspondence dated 16 December 2015.

**SENT ON BEHALF OF
DAVID SCHWARZ, PARTNER**

Kind Regards,

Jaime Wild
Personal Assistant

E: jwild@tuckercowen.com.au
D: 07 3210 3518 | T: 07 300 300 00 | F: 07 300 300 33
Level 15, 15 Adelaide Street, Brisbane | GPO Box 345, Brisbane Qld 4001

Tucker&CowenSolicitors.

First Tier for Insolvency - Doyle's Guide to the Australian Legal Profession 2015 – and ranked for Litigation and Dispute Resolution with the most ranked litigators - David Tucker, Richard Cowen, David Schwarz and Justin Marschke (also recognised again as one of Australia's Best Lawyers for litigation by **Best Lawyers® International 2016**)

Member of MSI Global Alliance



Liability limited by a scheme approved under Professional Standards Legislation

Season's Greetings. Please note our office will be closed from 5pm on Thursday, 24 December 2015 and will re-open on Monday, 4 January 2016.

This e-mail (including all attachments) is only intended for its addressee/s and may contain privileged or confidential information. Unauthorised use, copying or distribution of this document or any part of its contents, is prohibited. If you receive this document in error, please telephone us and destroy this document and any copies made. We will reimburse you for any reasonable expenses incurred in meeting this request.

Tucker&CowenSolicitors.

Level 15, 15 Adelaide St. Brisbane, Qld. 4000 / GPO Box 345, Brisbane, Qld. 4001.
Telephone. 07 300 300 00 / Facsimile. 07 300 300 33 / www.tuckercowen.com.au

Partners.
David Tucker.
Richard Cowen.
David Schwarz.
Justin Marschke.
Daniel Davey.

Special Counsel.
Geoff Hancock.
Alex Nase.
Paul McGrory.

Associates.
Marcelle Webster.
Emily Anderson.
Dugald Hamilton.
Olivia Roberts.
Ashley Moore.

Our reference: Mr Schwarz / Mr Ziebell

16 December 2015

Your reference: Mr Tiplady / Mr Sean Russell

Mr Ashley Tiplady and Mr Sean Russell
Russells Lawyers
Level 18
300 Queen Street
Brisbane Qld 4000

Email: seanrussell@russellslaw.com.au
atiplady@russellslaw.com.au

Dear Colleagues

**Re: LM Investment Management Limited (In Liquidation) (Receivers & Managers Appointed) ("LMIM");
Park & Muller and LMIM as Responsible Entity of the LM First Mortgage Income Fund ("FMIF") v David Whyte
Supreme Court of Queensland Proceeding No. 3508/2015**

We refer to your letter of 14 December 2015, which refers to the Affidavit of David Whyte filed 28 October 2015 in Supreme Court proceeding 8032 of 2014 ("Mr Whyte's October Affidavit") and exhibit "DW-8" in particular. We also refer to the email from the writer to you of 14 December 2015, in reply to your letter.

We are instructed that exhibit "DW-8" to Mr Whyte's October Affidavit provides a summary of amounts received into FMIF bank accounts in the period from 19 March 2013 (the date of your clients' appointment as voluntary administrators of LMIM). So much is clear from the title to the exhibit, which is "*Summary of the FMIF securities that have been fully realised since 19 March 2013*", and from the fact that certain items mentioned in it speak of a "Status" during the period prior to our client's appointment, and from 19 March 2013.

The purpose of Mr Whyte's Affidavit was not to provide (and it did not purport to provide) details of all payments made from FMIF bank accounts or to provide a complete accounting for the receipts and payments made in the winding up of the FMIF, although your letter appears to suggest otherwise.

Although your letter speaks of a possible need for an audit, your letter does make any mention of the financial reports prepared by our client or of the other publicly available information concerning the receipts and payments of the FMIF.

As you know, since our client's appointment in August 2013, financial statements for the financial years ending 30 June 2013, 30 June 2014, and 30 June 2015 and for the half years ending 31 December 2013 and 31 December 2014 have been prepared by our client; although they have not been audited, they have been prepared in accordance with the requirements of the Australian Accounting Standards. Each of those financial reports includes a Statement of Comprehensive Income and a Statement of Cash Flows (among the other information contained in them). The accounts are available on the website www.lmfimf.com. Your clients have also been served with copies on a number of occasions, as exhibits to the material filed in relation to various applications including (for example) the Affidavit of Mr Whyte filed on 12 June 2015 in the above-mentioned "residual powers" proceeding, which exhibits each of the financial reports for the periods up to 31 December 2014.

SEASON'S GREETINGS

This office will be closed from 5.00pm on Thursday, 24 December 2015 and will re-open on Monday, 4 January 2016.

\\tcs\rexch\data\rad\tdm\documents\lmmatter\1500120\0109843-003.docx

Further, as you know the receivers and managers appointed by Deutsche Bank AG Sydney Branch ("DB Receivers") have lodged accounts of receipts and payments in the approved form with the Australian Securities and Investments Commission ("ASIC"), as they are required to do. Those accounts contain details of the funds received and payments made from FMIF bank accounts during the period of their appointment. These accounts are publicly available. In any event, we now **enclose** copies of those accounts.

Details of receipts and payments of the FMIF relating to the period from 19 March 2013 up to the time of the appointment of the DB Receivers was (and presumably is) in the hands of your clients. We understand that it is also reflected in the relevant financial reports for the period.

In summary, full details of all funds received, and payments made from FMIF bank accounts during the relevant periods are contained in the financial accounts prepared by our client for the FMIF and in the accounts and statements lodged by the DB Receivers with ASIC.

As is evidence from those full details, we note that the payments made from FMIF bank accounts in that period include, among other things, payments of about \$26.855 million to the secured creditor, Deutsche Bank AG Sydney Branch since the date of our client's appointment, operating costs of about \$9 million per annum for the 2014 and 2015 financial years, distributions to investors, loan advances, and payments to controller accounts for the purposes of the controllerships.

Accordingly, in our view the application of the funds received into the FMIF bank accounts has been explained by the financial reports and statements that are publicly available and which have been provided to your clients.

Yours faithfully



David Schwarz
Tucker & Cowen

Direct Email: dschwarz@tuckercowen.com.au
Direct Line: (07) 3210 3506

Encl.

Liability limited by a scheme approved under Professional Standards Legislation.

Creditor Listing by Claim Type: 8974 - LM Investment Management Limited (In Liquidation)

All Creditor Claim Types as at 19/11/2015 (Filter: All)

PREFERRED (EMPLOYEE) CREDITORS										
	RATA	Advised	Claimed	Admitted	Rejected	Under Consid.	Distributed	Remaining	Control Value	
LEAVE OF ABSENCE										
Skeggs, Michael (Mr)	0.00	0.00	5,604.37	0.00	0.00	5,604.37	0.00	5,604.37	5,604.37	
Williams, Sarah (Ms)	0.00	0.00	465.95	0.00	0.00	465.95	0.00	465.95	465.95	
Total Leave of Absence:	0.00	0.00	6,070.32	0.00	0.00	6,070.32	0.00	6,070.32	6,070.32	
RETRENCHMENT										
Skeggs, Michael (Mr)	27,776.30	27,776.30	22,257.53	0.00	0.00	22,257.53	0.00	22,257.53	22,257.53	
Williams, Sarah (Ms)	0.00	0.00	3,865.29	0.00	0.00	3,865.29	0.00	3,865.29	3,865.29	
Total Retrenchment:	27,776.30	27,776.30	26,122.82	0.00	0.00	26,122.82	0.00	26,122.82	26,122.82	
TOTAL PREFERRED (EMPLOYEE) CREDITORS:	27,776.30	27,776.30	32,193.14	0.00	0.00	32,193.14	0.00	32,193.14	32,193.14	
UNSECURED CREDITORS										
	RATA	Advised	Claimed	Admitted	Rejected	Under Consid.	Distributed	Remaining	Control Value	
UNSECURED										
Energy Australia Pty Ltd	0.00	0.00	5,208.95	0.00	0.00	5,208.95	0.00	5,208.95	5,208.95	
Foxtel Pty Ltd	0.00	0.00	312.80	0.00	0.00	312.80	0.00	312.80	312.80	
Total Unsecured:	0.00	0.00	5,521.75	0.00	0.00	5,521.75	0.00	5,521.75	5,521.75	
UNSECURED: ADVISORS										
Abbey International	4,427.39	4,427.39	0.00	0.00	0.00	0.00	0.00	0.00	4,427.39	
Abby Associates	1,040.49	1,040.49	0.00	0.00	0.00	0.00	0.00	0.00	1,040.49	
Abraxas Wealth Manag	779.33	779.33	0.00	0.00	0.00	0.00	0.00	0.00	779.33	
Absolute Financial Solutions Ltd	2,713.47	2,713.47	0.00	0.00	0.00	0.00	0.00	0.00	2,713.47	
Acclaim Investor Services	366.88	366.88	0.00	0.00	0.00	0.00	0.00	0.00	366.88	
Accord Financial Solutions Pty Ltd	7,473.88	7,473.88	0.00	0.00	0.00	0.00	0.00	0.00	7,473.88	
Accum Financial Planning Pty Ltd	2,625.63	2,625.63	0.00	0.00	0.00	0.00	0.00	0.00	2,625.63	
Action Tax and Accounting Ltd	24,253.03	24,253.03	17,123.08	0.00	0.00	17,123.08	0.00	17,123.08	17,123.08	
ACUMA Wealth Managem	12,523.24	12,523.24	137,352.13	0.00	0.00	137,352.13	0.00	137,352.13	137,352.13	
AD Rowan Holdings Pty Ltd	1,154.91	1,154.91	0.00	0.00	0.00	0.00	0.00	0.00	1,154.91	
Adamson Bernays Kyle & Jones	3,954.94	3,954.94	0.00	0.00	0.00	0.00	0.00	0.00	3,954.94	
Adelaide Investment & Insurance Group	123,629.16	123,629.16	0.00	0.00	0.00	0.00	0.00	0.00	123,629.16	
AdvanWealth Management (*RTS*)	2,045.48	2,045.48	0.00	0.00	0.00	0.00	0.00	0.00	2,045.48	
Advice Financial	5,709.24	5,709.24	0.00	0.00	0.00	0.00	0.00	0.00	5,709.24	
Advice Professionals (Australia)	97,250.12	97,250.12	0.00	0.00	0.00	0.00	0.00	0.00	97,250.12	
AdviceFirst Ltd	6,203.08	6,203.08	0.00	0.00	0.00	0.00	0.00	0.00	6,203.08	
Advocate Advisory Pty Ltd	17,237.94	17,237.94	17,237.94	0.00	0.00	17,237.94	0.00	17,237.94	17,237.94	
Aecetia Private Weal	2,519.59	2,519.59	0.00	0.00	0.00	0.00	0.00	0.00	2,519.59	
AES International	21,305.48	21,305.48	0.00	0.00	0.00	0.00	0.00	0.00	21,305.48	
Affinia Financial Adviser (Pivotal)	5,375.02	5,375.02	0.00	0.00	0.00	0.00	0.00	0.00	5,375.02	

UNSECURED CREDITORS

UNSECURED: ADVISORS

	RATA	Advised	Claimed	Admitted	Rejected	Under Consid.	Distributed	Remaining	Control Value
Affinity Consulting Group Ltd	1,246.91	1,246.91	0.00	0.00	0.00	0.00	0.00	0.00	1,246.91
Affinity Global Wealth	2,099.01	2,099.01	0.00	0.00	0.00	0.00	0.00	0.00	2,099.01
Alan Clarke Financial Services Ltd-NZ	1,723.61	1,723.61	0.00	0.00	0.00	0.00	0.00	0.00	1,723.61
Albion Capital Strat	161,285.56	161,285.56	0.00	0.00	0.00	0.00	0.00	0.00	161,285.56
Alexander Beard Group	507.30	507.30	0.00	0.00	0.00	0.00	0.00	0.00	507.30
Alliance Partnership	3,249.51	3,249.51	0.00	0.00	0.00	0.00	0.00	0.00	3,249.51
Allied Financial Solutions Pty Ltd	8,742.14	8,742.14	0.00	0.00	0.00	0.00	0.00	0.00	8,742.14
Alpha Wealth Advisory Services Pty Ltd	0.00	0.00	58,923.26	0.00	0.00	58,923.26	0.00	58,923.26	58,923.26
Alpha Wealth Financial Services Pty Ltd	10,000.00	10,000.00	0.00	0.00	0.00	0.00	0.00	0.00	10,000.00
Alpha Wealth Financial Services-Infocus	11,319.40	11,319.40	0.00	0.00	0.00	0.00	0.00	0.00	11,319.40
Amici International	975.38	975.38	0.00	0.00	0.00	0.00	0.00	0.00	975.38
AMP Financial Planning Pty Limited	2,860.00	2,860.00	0.00	0.00	0.00	0.00	0.00	0.00	2,860.00
Anderson's Investment Services Pty Ltd	13,823.48	13,823.48	0.00	0.00	0.00	0.00	0.00	0.00	13,823.48
Andrew & Anita Solom	1,404.07	1,404.07	0.00	0.00	0.00	0.00	0.00	0.00	1,404.07
Andrew Caddick T/As	12,894.50	12,894.50	0.00	0.00	0.00	0.00	0.00	0.00	12,894.50
Andrew Robinson	247,559.39	247,559.39	200,000.00	0.00	0.00	200,000.00	0.00	200,000.00	200,000.00
Andrew Robinson ATF Mackenzie Alex Robinson	1.00	1.00	3,706.61	0.00	0.00	3,706.61	0.00	3,706.61	3,706.61
Andrew Walters & Sharon Huyshe	0.00	0.00	40,777.89	0.00	0.00	40,777.89	0.00	40,777.89	40,777.89
Anthony Smalley Financial Consultant	2,247.31	2,247.31	871.96	0.00	0.00	871.96	0.00	871.96	871.96
ANZ Singapore	27,021.76	27,021.76	0.00	0.00	0.00	0.00	0.00	0.00	27,021.76
Aon Botswana (Pty) Ltd	1,549.73	1,549.73	0.00	0.00	0.00	0.00	0.00	0.00	1,549.73
AON Wealth Management Ltd	2,366.58	2,366.58	0.00	0.00	0.00	0.00	0.00	0.00	2,366.58
APOGEE Financial Planning	1,139.25	1,139.25	0.00	0.00	0.00	0.00	0.00	0.00	1,139.25
Appleby Global Investments Ltd	1,756.78	1,756.78	0.00	0.00	0.00	0.00	0.00	0.00	1,756.78
Arck Wealth Management	1,690.78	1,690.78	0.00	0.00	0.00	0.00	0.00	0.00	1,690.78
Ark Total Wealth Pty Limited	1,464.17	1,464.17	0.00	0.00	0.00	0.00	0.00	0.00	1,464.17
ASB Securities Limited	354.61	354.61	0.00	0.00	0.00	0.00	0.00	0.00	354.61
Aset Licensee Pty Ltd	732.07	732.07	0.00	0.00	0.00	0.00	0.00	0.00	732.07
Ashley Law	668.90	668.90	0.00	0.00	0.00	0.00	0.00	0.00	668.90
Asia Offshore Invest	24,120.62	24,120.62	0.00	0.00	0.00	0.00	0.00	0.00	24,120.62
Asian Global International	7,536.88	7,536.88	44,314.03	0.00	0.00	44,314.03	0.00	44,314.03	44,314.03
AsiaPac Investment Consultants-P Nears	10,565.96	10,565.96	0.00	0.00	0.00	0.00	0.00	0.00	10,565.96
Asset & Investment Management Services	1,194.64	1,194.64	0.00	0.00	0.00	0.00	0.00	0.00	1,194.64
Asset Management Int	15,612.29	15,612.29	0.00	0.00	0.00	0.00	0.00	0.00	15,612.29
Astute Financial Management Associates Ltd	75,129.54	75,129.54	75,093.70	0.00	0.00	75,093.70	0.00	75,093.70	75,093.70
AustAsia Financial Planning Pty Ltd	1,952.12	1,952.12	0.00	0.00	0.00	0.00	0.00	0.00	1,952.12
Austbrokers Phillips Pty Ltd	13,116.16	13,116.16	0.00	0.00	0.00	0.00	0.00	0.00	13,116.16
Austen Morris Associ	2,359.18	2,359.18	0.00	0.00	0.00	0.00	0.00	0.00	2,359.18
Australian Financial Planning Group P/L	297.04	297.04	0.00	0.00	0.00	0.00	0.00	0.00	297.04
Australian Financial Services Limited	68,804.36	68,804.36	0.00	0.00	0.00	0.00	0.00	0.00	68,804.36
Australian Unity Personal Financial Services Ltd	23,652.97	23,652.97	0.00	0.00	0.00	0.00	0.00	0.00	23,652.97
AWAUT ATF Absolute Wealth Advisors Unit Trust	6,089.90	6,089.90	0.00	0.00	0.00	0.00	0.00	0.00	6,089.90

UNSECURED CREDITORS

UNSECURED: ADVISORS

	RATA	Advised	Claimed	Admitted	Rejected	Under Consid.	Distributed	Remaining	Control Value
AWMI Ltd T/A Argentum Wealth Management Ltd	7,571.54	7,571.54	0.00	0.00	0.00	0.00	0.00	0.00	7,571.54
AXA Financial Planning Limited / AMP	2,396.72	2,396.72	0.00	0.00	0.00	0.00	0.00	0.00	2,396.72
Axis Investment Centre Pty Ltd	3,135.13	3,135.13	0.00	0.00	0.00	0.00	0.00	0.00	3,135.13
Banner Financial Services	3,241.67	3,241.67	0.00	0.00	0.00	0.00	0.00	0.00	3,241.67
Bay Financial Centre Ltd	754.32	754.32	0.00	0.00	0.00	0.00	0.00	0.00	754.32
Bay Financial Partners Limited	22,131.08	22,131.08	0.00	0.00	0.00	0.00	0.00	0.00	22,131.08
BDO Wealth Management (NSW) Pty Limited	7,418.07	7,418.07	0.00	0.00	0.00	0.00	0.00	0.00	7,418.07
Beresford's Financial Planning Pty Ltd	134.86	134.86	0.00	0.00	0.00	0.00	0.00	0.00	134.86
Berry Actuarial Planning Pty Ltd	488.06	488.06	0.00	0.00	0.00	0.00	0.00	0.00	488.06
Bespoke Financial Solution Pty Ltd	75.35	75.35	0.00	0.00	0.00	0.00	0.00	0.00	75.35
BH Financial Service	1,224.57	1,224.57	0.00	0.00	0.00	0.00	0.00	0.00	1,224.57
Blackard Ltd t/as Blackmore Wealth Management	24,157.05	24,157.05	5,435.77	0.00	0.00	5,435.77	0.00	5,435.77	5,435.77
BlackBridge Capital Management Corp. (*RTS*)	0.00	0.00	24,415.80	0.00	0.00	24,415.80	0.00	24,415.80	24,415.80
Bluestar AMG Holding	2,027.94	2,027.94	0.00	0.00	0.00	0.00	0.00	0.00	2,027.94
BMAR Enterprises Ltd t/as Apex Investment Services	111,336.79	111,336.79	213,915.89	0.00	0.00	213,915.89	0.00	213,915.89	213,915.89
Bob Symons	3,353.56	3,353.56	0.00	0.00	0.00	0.00	0.00	0.00	3,353.56
Brasscorp Limited	239.35	239.35	0.00	0.00	0.00	0.00	0.00	0.00	239.35
Brian Smith	2,970.40	2,970.40	0.00	0.00	0.00	0.00	0.00	0.00	2,970.40
Bridges Financial Services Pty Ltd	38,893.06	38,893.06	0.00	0.00	0.00	0.00	0.00	0.00	38,893.06
Broadgate Financial	1,678.64	1,678.64	0.00	0.00	0.00	0.00	0.00	0.00	1,678.64
Bryan Kelly	4,147.49	4,147.49	0.00	0.00	0.00	0.00	0.00	0.00	4,147.49
BTL Financial Service	10,952.46	10,952.46	0.00	0.00	0.00	0.00	0.00	0.00	10,952.46
Business and Estate Planning Specialists Holdings	1,652.30	1,652.30	0.00	0.00	0.00	0.00	0.00	0.00	1,652.30
Butler and Butler Investment Services Pty Ltd	610.02	610.02	0.00	0.00	0.00	0.00	0.00	0.00	610.02
Callahan & Associates Pty Ltd Pearce	2,786.94	2,786.94	0.00	0.00	0.00	0.00	0.00	0.00	2,786.94
Camelot NZ Limited Partnership	9,053.92	9,053.92	0.00	0.00	0.00	0.00	0.00	0.00	9,053.92
Campbell & Co	2,996.35	2,996.35	0.00	0.00	0.00	0.00	0.00	0.00	2,996.35
Campbell Alexander L	1,092.83	1,092.83	0.00	0.00	0.00	0.00	0.00	0.00	1,092.83
Cannings Financial Services	2,157.47	2,157.47	0.00	0.00	0.00	0.00	0.00	0.00	2,157.47
Capital Management Group Ltd-Philippines	25,994.65	25,994.65	0.00	0.00	0.00	0.00	0.00	0.00	25,994.65
Capital Management International (CMI) Ltd	1,577.90	1,577.90	0.00	0.00	0.00	0.00	0.00	0.00	1,577.90
Capstone Financial Planning	7,863.91	7,863.91	0.00	0.00	0.00	0.00	0.00	0.00	7,863.91
Caterer Goodman Part	204.81	204.81	0.00	0.00	0.00	0.00	0.00	0.00	204.81
Cecil Bass	1,333.56	1,333.56	0.00	0.00	0.00	0.00	0.00	0.00	1,333.56
Centric Wealth Advisers Ltd	42,108.93	42,108.93	0.00	0.00	0.00	0.00	0.00	0.00	42,108.93
Charlton Layfield AS	131.90	131.90	0.00	0.00	0.00	0.00	0.00	0.00	131.90
Charter Financial Planning Ltd	113,518.63	113,518.63	0.00	0.00	0.00	0.00	0.00	0.00	113,518.63
Chris Saunders T/A C	619.97	619.97	0.00	0.00	0.00	0.00	0.00	0.00	619.97
Chris Van Altena (Ac	323.16	323.16	0.00	0.00	0.00	0.00	0.00	0.00	323.16
Chris Wright Consulting	11,970.83	11,970.83	0.00	0.00	0.00	0.00	0.00	0.00	11,970.83
CitiBridge Consulting	12,416.40	12,416.40	0.00	0.00	0.00	0.00	0.00	0.00	12,416.40
City Financial Indep	3,993.49	3,993.49	0.00	0.00	0.00	0.00	0.00	0.00	3,993.49

UNSECURED CREDITORS

UNSECURED: ADVISORS

	RATA	Advised	Claimed	Admitted	Rejected	Under Consid.	Distributed	Remaining	Control Value
Clark Financial Limited	577.83	577.83	0.00	0.00	0.00	0.00	0.00	0.00	577.83
Classic Financial So	649.34	649.34	0.00	0.00	0.00	0.00	0.00	0.00	649.34
Clearview Financial Advice Pty Ltd	64,458.25	64,458.25	0.00	0.00	0.00	0.00	0.00	0.00	64,458.25
Clearwater International Ltd	1,536.72	1,536.72	0.00	0.00	0.00	0.00	0.00	0.00	1,536.72
Cleary Wealth Management Ltd	3,763.91	3,763.91	0.00	0.00	0.00	0.00	0.00	0.00	3,763.91
Clubkey Offshore Financial Services	8,462.00	8,462.00	0.00	0.00	0.00	0.00	0.00	0.00	8,462.00
CMI Ltd-EUR	90.13	90.13	0.00	0.00	0.00	0.00	0.00	0.00	90.13
CMI Ltd-GBP	101.81	101.81	0.00	0.00	0.00	0.00	0.00	0.00	101.81
Cole Murray Group Ltd	1,463.85	1,463.85	0.00	0.00	0.00	0.00	0.00	0.00	1,463.85
Collins Group Limited t/as MMG Advisory Partners	70,909.50	70,909.50	16,214.21	0.00	0.00	16,214.21	0.00	16,214.21	16,214.21
Collins St Investments Advisors Pty Ltd	30,642.77	30,642.77	0.00	0.00	0.00	0.00	0.00	0.00	30,642.77
Coltman Investment Services Ltd	8,977.70	8,977.70	0.00	0.00	0.00	0.00	0.00	0.00	8,977.70
Commerzbank (S.E.A.) Ltd	52,641.46	52,641.46	0.00	0.00	0.00	0.00	0.00	0.00	52,641.46
Commonwealth Securities	319.63	319.63	0.00	0.00	0.00	0.00	0.00	0.00	319.63
Consultum Financial Advisers Pty Ltd	12,163.82	12,163.82	0.00	0.00	0.00	0.00	0.00	0.00	12,163.82
Continental Financia	13,475.27	13,475.27	0.00	0.00	0.00	0.00	0.00	0.00	13,475.27
Coreharbour Ltd	4,051.81	4,051.81	0.00	0.00	0.00	0.00	0.00	0.00	4,051.81
Cornerstone Financial Planning Pty Ltd	2,019.47	2,019.47	0.00	0.00	0.00	0.00	0.00	0.00	2,019.47
Covenant Internation	920.10	920.10	0.00	0.00	0.00	0.00	0.00	0.00	920.10
Craigian Internationa	4,818.22	4,818.22	0.00	0.00	0.00	0.00	0.00	0.00	4,818.22
Craigs Investment Partners	1,369.85	1,369.85	0.00	0.00	0.00	0.00	0.00	0.00	1,369.85
Credenda Associates	431.17	431.17	0.00	0.00	0.00	0.00	0.00	0.00	431.17
Crossmark Securities	2,325.65	2,325.65	0.00	0.00	0.00	0.00	0.00	0.00	2,325.65
Crystal Australia Investments Pty Ltd	976.03	976.03	0.00	0.00	0.00	0.00	0.00	0.00	976.03
Crystal Financial So	506.19	506.19	0.00	0.00	0.00	0.00	0.00	0.00	506.19
David Carroll	1,933.48	1,933.48	0.00	0.00	0.00	0.00	0.00	0.00	1,933.48
David Wheelhouse t/as David Wheelhouse	130.20	130.20	0.00	0.00	0.00	0.00	0.00	0.00	130.20
Dean Evans & Associates Pty Limited	20,392.93	20,392.93	27,223.20	0.00	0.00	27,223.20	0.00	27,223.20	27,223.20
Dean Kavanagh Advisory Services Pty Ltd	32,266.13	32,266.13	0.00	0.00	0.00	0.00	0.00	0.00	32,266.13
Decisionmakers (Auckland) Ltd	16,824.57	16,824.57	0.00	0.00	0.00	0.00	0.00	0.00	16,824.57
Dennis Green & Associates Ltd	8,920.81	8,920.81	0.00	0.00	0.00	0.00	0.00	0.00	8,920.81
Dennis Green & Assoc-X John Gately	4,678.06	4,678.06	0.00	0.00	0.00	0.00	0.00	0.00	4,678.06
deVere Group Limited GmbH	44.88	44.88	0.00	0.00	0.00	0.00	0.00	0.00	44.88
deVere Group-China	709.27	709.27	0.00	0.00	0.00	0.00	0.00	0.00	709.27
deVere Group-Japan	11,595.45	11,595.45	0.00	0.00	0.00	0.00	0.00	0.00	11,595.45
Dillon Eustace	0.00	1,963.52	62,178.56	0.00	0.00	62,178.56	0.00	62,178.56	62,178.56
Dixon Advisory & Superannuation Services	1,708.08	1,708.08	0.00	0.00	0.00	0.00	0.00	0.00	1,708.08
Dover Financial Advisers Pty Ltd	32,401.04	32,401.04	0.00	0.00	0.00	0.00	0.00	0.00	32,401.04
Draycott Corporation	2,106.90	2,106.90	0.00	0.00	0.00	0.00	0.00	0.00	2,106.90
Eddie Gomes trading	376.03	376.03	0.00	0.00	0.00	0.00	0.00	0.00	376.03
Edwards Khatun Advis	1,475.16	1,475.16	0.00	0.00	0.00	0.00	0.00	0.00	1,475.16
EFS (BVI) Limited Thailand	12,224.03	12,224.03	0.00	0.00	0.00	0.00	0.00	0.00	12,224.03

UNSECURED CREDITORS

UNSECURED: ADVISORS

	RATA	Advised	Claimed	Admitted	Rejected	Under Consid.	Distributed	Remaining	Control Value
Einfach Ertragreich	6,907.63	6,907.63	0.00	0.00	0.00	0.00	0.00	0.00	6,907.63
Elite Asset Management (EAM) Group	3,594.42	3,594.42	0.00	0.00	0.00	0.00	0.00	0.00	3,594.42
Elite Investment Group	6,131.78	6,131.78	0.00	0.00	0.00	0.00	0.00	0.00	6,131.78
Ellwood Wealth Manag	916.82	916.82	0.00	0.00	0.00	0.00	0.00	0.00	916.82
EMM Consulting Co Ltd	53.61	53.61	0.00	0.00	0.00	0.00	0.00	0.00	53.61
Employment & Study Abroad Ltd	42,049.16	42,049.16	40,984.63	0.00	0.00	40,984.63	0.00	40,984.63	40,984.63
Equity Financial Services Australia P/L	1,294.79	1,294.79	0.00	0.00	0.00	0.00	0.00	0.00	1,294.79
Equity International	6,853.79	6,853.79	0.00	0.00	0.00	0.00	0.00	0.00	6,853.79
Equity Investment Advisers & Sharebrokers Ltd	3,233.89	3,233.89	0.00	0.00	0.00	0.00	0.00	0.00	3,233.89
Ernest Maude Interna	1,000.39	1,000.39	0.00	0.00	0.00	0.00	0.00	0.00	1,000.39
Euro-Independent Far East Ltd	2,570.68	2,570.68	14,500.00	0.00	0.00	14,500.00	0.00	14,500.00	14,500.00
Farrington Group Ltd	14,522.68	14,522.68	0.00	0.00	0.00	0.00	0.00	0.00	14,522.68
FCP Insurance Consul	42,727.20	42,727.20	42,151.02	0.00	0.00	42,151.02	0.00	42,151.02	42,151.02
FHE Co Ltd	34,222.85	34,222.85	121,484.25	0.00	0.00	121,484.25	0.00	121,484.25	121,484.25
Fides Financial Services SA	0.00	0.00	378,491.94	0.00	0.00	378,491.94	0.00	378,491.94	378,491.94
Fides Placement Fees	37,202.21	37,202.21	0.00	0.00	0.00	0.00	0.00	0.00	37,202.21
Fiducian Financial Services Pty Ltd	116.51	116.51	0.00	0.00	0.00	0.00	0.00	0.00	116.51
Finance World Ltd T/	15,446.96	15,446.96	0.00	0.00	0.00	0.00	0.00	0.00	15,446.96
Financial Flexibili	278.83	278.83	0.00	0.00	0.00	0.00	0.00	0.00	278.83
Financial Index Australia Pty Ltd	835.76	835.76	0.00	0.00	0.00	0.00	0.00	0.00	835.76
Financial Management	119.87	119.87	0.00	0.00	0.00	0.00	0.00	0.00	119.87
Financial Management Professionals P/L	1,205.37	1,205.37	0.00	0.00	0.00	0.00	0.00	0.00	1,205.37
Financial Page International	49,368.98	49,368.98	0.00	0.00	0.00	0.00	0.00	0.00	49,368.98
Financial Partners L	701.23	701.23	0.00	0.00	0.00	0.00	0.00	0.00	701.23
Financial Partners Ltd	174,166.48	174,166.48	483,056.07	0.00	0.00	483,056.07	0.00	483,056.07	483,056.07
Financial Partners-SM	210.19	210.19	0.00	0.00	0.00	0.00	0.00	0.00	210.19
Financial Planning Services (Aust) P/L	43,870.88	43,870.88	0.00	0.00	0.00	0.00	0.00	0.00	43,870.88
Financial Services Partners Pty Limited	2,913.88	2,913.88	0.00	0.00	0.00	0.00	0.00	0.00	2,913.88
Financial Solutions Canterbury Ltd	84,957.71	84,957.71	120,115.24	0.00	0.00	120,115.24	0.00	120,115.24	120,115.24
Financial Solutions Holdings Ltd	3,122.69	3,122.69	0.00	0.00	0.00	0.00	0.00	0.00	3,122.69
Financial Wisdom Ltd	82,896.25	82,896.25	0.00	0.00	0.00	0.00	0.00	0.00	82,896.25
Findlay Arthur Phillips	603.65	603.65	0.00	0.00	0.00	0.00	0.00	0.00	603.65
FinGuard Financial Planning Pty Ltd	2,113.53	2,113.53	0.00	0.00	0.00	0.00	0.00	0.00	2,113.53
Finovia Pty Limited	3,379.80	3,379.80	0.00	0.00	0.00	0.00	0.00	0.00	3,379.80
First Financial Planning Ltd	4,063.69	4,063.69	0.00	0.00	0.00	0.00	0.00	0.00	4,063.69
First Lead Investments Consultant Limited	1,962.52	1,962.52	25,000.00	0.00	0.00	25,000.00	0.00	25,000.00	25,000.00
Fitzpatricks Dealer Group Pty Ltd	8,353.31	8,353.31	0.00	0.00	0.00	0.00	0.00	0.00	8,353.31
FNZ Custodians Ltd	58,144.48	58,144.48	0.00	0.00	0.00	0.00	0.00	0.00	58,144.48
Forsyth Barr	21,428.05	21,428.05	0.00	0.00	0.00	0.00	0.00	0.00	21,428.05
Forsythes Financial Planning Pty Limited	6,301.23	6,301.23	0.00	0.00	0.00	0.00	0.00	0.00	6,301.23
Fortune Consolidated	214.50	214.50	0.00	0.00	0.00	0.00	0.00	0.00	214.50
Fortune Prosperity A	1,959.59	1,959.59	0.00	0.00	0.00	0.00	0.00	0.00	1,959.59

UNSECURED CREDITORS

UNSECURED: ADVISORS

	RATA	Advised	Claimed	Admitted	Rejected	Under Consid.	Distributed	Remaining	Control Value
Foxbridge Trading Ltd	3,105.50	3,105.50	0.00	0.00	0.00	0.00	0.00	0.00	3,105.50
FP-Japan	4,398.98	4,398.98	0.00	0.00	0.00	0.00	0.00	0.00	4,398.98
FP-Mondial Dubai LLC	59,741.99	59,741.99	0.00	0.00	0.00	0.00	0.00	0.00	59,741.99
FP-Mondial HK Ltd	96,451.38	96,451.38	0.00	0.00	0.00	0.00	0.00	0.00	96,451.38
Fraser Jamieson	3,416.99	3,416.99	0.00	0.00	0.00	0.00	0.00	0.00	3,416.99
Fraser Mackinlay Ins	368.52	368.52	0.00	0.00	0.00	0.00	0.00	0.00	368.52
Future Wealth Management Ltd	2,940.43	2,940.43	0.00	0.00	0.00	0.00	0.00	0.00	2,940.43
Futures Financial Group Pty Ltd	20,469.84	20,469.84	0.00	0.00	0.00	0.00	0.00	0.00	20,469.84
Futuro Financial Services Pty Ltd	13,614.68	13,614.68	0.00	0.00	0.00	0.00	0.00	0.00	13,614.68
Garvan-John Cook	9,513.58	9,513.58	0.00	0.00	0.00	0.00	0.00	0.00	9,513.58
Generation Wealth Management Ltd	280,795.41	280,795.41	470,000.00	0.00	0.00	470,000.00	0.00	470,000.00	470,000.00
Genesis International Consultancy Co Ltd	15,689.41	15,689.41	0.00	0.00	0.00	0.00	0.00	0.00	15,689.41
Genesys Wealth Advisers Limited	17,939.18	17,939.18	0.00	0.00	0.00	0.00	0.00	0.00	17,939.18
Gerald Gates & Associates Ltd	5,360.25	5,360.25	0.00	0.00	0.00	0.00	0.00	0.00	5,360.25
Gilt Edge International (Group) Ltd	2,434.39	2,434.39	0.00	0.00	0.00	0.00	0.00	0.00	2,434.39
Gladstone Morgan Int	28,485.54	28,485.54	0.00	0.00	0.00	0.00	0.00	0.00	28,485.54
Global Financial Consultants Pty Ltd	315.14	315.14	0.00	0.00	0.00	0.00	0.00	0.00	315.14
Global Investments	212,776.56	212,776.56	303,536.14	0.00	0.00	303,536.14	0.00	303,536.14	303,536.14
Global Investments (Far East) Limited	23,163.36	23,163.36	0.00	0.00	0.00	0.00	0.00	0.00	23,163.36
Global Investments Mexico	8,824.08	8,824.08	0.00	0.00	0.00	0.00	0.00	0.00	8,824.08
Global Management Services (Far East)	1,430.75	1,430.75	0.00	0.00	0.00	0.00	0.00	0.00	1,430.75
Global Partners t/as	4,922.05	4,922.05	0.00	0.00	0.00	0.00	0.00	0.00	4,922.05
Global Wealth Manage	20,938.82	20,938.82	0.00	0.00	0.00	0.00	0.00	0.00	20,938.82
Global Wealth Management-China	5,172.88	5,172.88	0.00	0.00	0.00	0.00	0.00	0.00	5,172.88
Global Wealth Management-Japan	5,574.03	5,574.03	0.00	0.00	0.00	0.00	0.00	0.00	5,574.03
Globaleye Insurance	4,413.26	4,413.26	0.00	0.00	0.00	0.00	0.00	0.00	4,413.26
GlobalNet Ltd	39,601.07	39,601.07	0.00	0.00	0.00	0.00	0.00	0.00	39,601.07
Globalprice Inc	111.72	111.72	0.00	0.00	0.00	0.00	0.00	0.00	111.72
Godfrey Pembroke Limited	2,148.43	2,148.43	0.00	0.00	0.00	0.00	0.00	0.00	2,148.43
Gold Financial Pty Ltd	14,203.78	14,203.78	0.00	0.00	0.00	0.00	0.00	0.00	14,203.78
Graham Schneeberger	810.86	810.86	28,866.47	0.00	0.00	28,866.47	0.00	28,866.47	28,866.47
Greenwood Private We	3,442.04	3,442.04	0.00	0.00	0.00	0.00	0.00	0.00	3,442.04
Growth Plus Financial Group	637.95	637.95	0.00	0.00	0.00	0.00	0.00	0.00	637.95
GS Johnston & Co	5,002.24	5,002.24	0.00	0.00	0.00	0.00	0.00	0.00	5,002.24
Guardianfp Ltd known as Guardian Advice	2,103.15	2,103.15	0.00	0.00	0.00	0.00	0.00	0.00	2,103.15
Guild Financial Services Limited	10,831.40	10,831.40	12,838.21	0.00	0.00	12,838.21	0.00	12,838.21	12,838.21
GWM Adviser Services Ltd	12,252.34	12,252.34	0.00	0.00	0.00	0.00	0.00	0.00	12,252.34
Hales Douglass Financial Services	667.99	667.99	0.00	0.00	0.00	0.00	0.00	0.00	667.99
Hattersley Maxwell Investment Services	1,023.45	1,023.45	0.00	0.00	0.00	0.00	0.00	0.00	1,023.45
Hayton Wealth Management Limited	3,250.64	3,250.64	0.00	0.00	0.00	0.00	0.00	0.00	3,250.64
Health Professional Services Ltd	1,887.43	1,887.43	0.00	0.00	0.00	0.00	0.00	0.00	1,887.43
Henderson Maxwell Pty Ltd	42.45	42.45	0.00	0.00	0.00	0.00	0.00	0.00	42.45

UNSECURED CREDITORS

UNSECURED: ADVISORS

	RATA	Advised	Claimed	Admitted	Rejected	Under Consid.	Distributed	Remaining	Control Value
Henry Financial Services Ltd	4,580.39	4,580.39	0.00	0.00	0.00	0.00	0.00	0.00	4,580.39
HFS Asset Management Limited	12,487.96	12,487.96	0.00	0.00	0.00	0.00	0.00	0.00	12,487.96
Highfield Financial	457.41	457.41	0.00	0.00	0.00	0.00	0.00	0.00	457.41
Hill Rogers Financial Services Pty Ltd	1,976.44	1,976.44	0.00	0.00	0.00	0.00	0.00	0.00	1,976.44
Hillross Financial Services Ltd	54,825.73	54,825.73	0.00	0.00	0.00	0.00	0.00	0.00	54,825.73
HMW Strategic Solutions Pty Ltd	2,671.66	2,671.66	0.00	0.00	0.00	0.00	0.00	0.00	2,671.66
HN Financial Services Pty Ltd	8,941.34	8,941.34	0.00	0.00	0.00	0.00	0.00	0.00	8,941.34
HNW Planning Pty Ltd	1,112.44	1,112.44	0.00	0.00	0.00	0.00	0.00	0.00	1,112.44
Holborn Assets Ltd	3,139.66	3,139.66	0.00	0.00	0.00	0.00	0.00	0.00	3,139.66
Hollingsworth Intern	5,345.81	5,345.81	0.00	0.00	0.00	8,960.00	0.00	8,960.00	8,960.00
Howden Insurance Bro	780.03	780.03	0.00	0.00	0.00	0.00	0.00	0.00	780.03
IFA Japan Co Ltd	1,896.19	1,896.19	0.00	0.00	0.00	0.00	0.00	0.00	1,896.19
IFA-Asia Associates	857.17	857.17	456.11	0.00	0.00	456.11	0.00	456.11	456.11
IFAST Platform Services (HK) Ltd	18,220.70	18,220.70	0.00	0.00	0.00	0.00	0.00	0.00	18,220.70
IFG Asia Limited	3,966.89	3,966.89	0.00	0.00	0.00	0.00	0.00	0.00	3,966.89
IFM (Securities) Pty Ltd	1,340.27	1,340.27	0.00	0.00	0.00	0.00	0.00	0.00	1,340.27
IFP Financial Planning Pty Ltd	1,220.34	1,220.34	0.00	0.00	0.00	0.00	0.00	0.00	1,220.34
IMP Asia	85,172.89	85,172.89	85,172.89	0.00	0.00	85,172.89	0.00	85,172.89	85,172.89
Imperial Investment Services	794.91	794.91	0.00	0.00	0.00	0.00	0.00	0.00	794.91
Imperium Capital-Indonesia	11,615.14	11,615.14	0.00	0.00	0.00	0.00	0.00	0.00	11,615.14
Imperium Capital-Malaysia	28,207.57	28,207.57	0.00	0.00	0.00	0.00	0.00	0.00	28,207.57
INCA Consultants Ltd	0.00	0.00	8,000.00	0.00	0.00	8,000.00	0.00	8,000.00	8,000.00
Independent Investment Brokers (No.2) Ltd	545.92	545.92	0.00	0.00	0.00	0.00	0.00	0.00	545.92
Independent Planners	20,575.62	20,575.62	0.00	0.00	0.00	0.00	0.00	0.00	20,575.62
Infinity Financial S	933.86	933.86	0.00	0.00	0.00	0.00	0.00	0.00	933.86
Infinity Financial Solutions Ltd-Thailand	18,037.96	18,037.96	0.00	0.00	0.00	0.00	0.00	0.00	18,037.96
Infinity Financial Solutions Malaysia	11,832.08	11,832.08	0.00	0.00	0.00	0.00	0.00	0.00	11,832.08
Infocus Money Management	9,595.25	9,595.25	0.00	0.00	0.00	0.00	0.00	0.00	9,595.25
Infocus Money Management	61,940.99	61,940.99	0.00	0.00	0.00	0.00	0.00	0.00	61,940.99
Infocus Securities	43,513.00	43,513.00	0.00	0.00	0.00	0.00	0.00	0.00	43,513.00
ING Financial Planning	12,545.37	12,545.37	0.00	0.00	0.00	0.00	0.00	0.00	12,545.37
Insight Investment Services Pty Ltd	1,524.05	1,524.05	0.00	0.00	0.00	0.00	0.00	0.00	1,524.05
Inter-Alliance International	545.46	545.46	0.00	0.00	0.00	0.00	0.00	0.00	545.46
Inter-Alliance Worldnet Ltd	232.56	232.56	0.00	0.00	0.00	0.00	0.00	0.00	232.56
International Commerce Corporation	11,448.57	11,448.57	13,416.43	0.00	0.00	13,416.43	0.00	13,416.43	13,416.43
International Finance	251.66	251.66	0.00	0.00	0.00	0.00	0.00	0.00	251.66
International Invest	128.97	128.97	0.00	0.00	0.00	0.00	0.00	0.00	128.97
International Solution	9,020.13	9,020.13	0.00	0.00	0.00	0.00	0.00	0.00	9,020.13
InterPrac Financial Planning	487.19	487.19	0.00	0.00	0.00	0.00	0.00	0.00	487.19
Intersav (Thailand) Co. Ltd	30,322.61	30,322.61	30,304.91	0.00	0.00	30,304.91	0.00	30,304.91	30,304.91
Intertrust Private Partners (BVI) Ltd	7,726.96	7,726.96	2,500.00	0.00	0.00	2,500.00	0.00	2,500.00	2,500.00
Investment Custodial Services Limited	58,080.25	58,080.25	0.00	0.00	0.00	0.00	0.00	0.00	58,080.25

UNSECURED CREDITORS

UNSECURED: ADVISORS

	RATA	Advised	Claimed	Admitted	Rejected	Under Consid.	Distributed	Remaining	Control Value
Investment Planning Services	43,692.30	43,692.30	0.00	0.00	0.00	0.00	0.00	0.00	43,692.30
Investment Professionals Pty Ltd	71,293.19	71,293.19	0.00	0.00	0.00	0.00	0.00	0.00	71,293.19
Investment Solutions Northland Limited	41,668.14	41,668.14	6,826.04	0.00	0.00	6,826.04	0.00	6,826.04	6,826.04
Investment Solutions-Orewa	1,590.71	1,590.71	0.00	0.00	0.00	0.00	0.00	0.00	1,590.71
Investor Link (NZ)	15,006.70	15,006.70	0.00	0.00	0.00	0.00	0.00	0.00	15,006.70
Investorlink Securities Limited	376.23	376.23	0.00	0.00	0.00	0.00	0.00	0.00	376.23
InvestSMART Financial Services Pty Ltd	1,572.47	1,572.47	0.00	0.00	0.00	0.00	0.00	0.00	1,572.47
IPAA Pty Ltd	66.43	66.43	0.00	0.00	0.00	0.00	0.00	0.00	66.43
ipac financial planning Hong Kong Ltd-MN	9,795.55	9,795.55	0.00	0.00	0.00	0.00	0.00	0.00	9,795.55
IPP Wealth Planners	3,299.27	3,299.27	0.00	0.00	0.00	0.00	0.00	0.00	3,299.27
J M Penlington & Assoc Investment Advisers	23,372.76	23,372.76	0.00	0.00	0.00	0.00	0.00	0.00	23,372.76
JA Hordern Pty Ltd	92,491.89	92,491.89	0.00	0.00	0.00	0.00	0.00	0.00	92,491.89
Jakarta Insurance & Investment Brokers	6,686.87	6,686.87	14,000.00	0.00	0.00	14,000.00	0.00	14,000.00	14,000.00
Javelin Wealth Management	1,201.09	1,201.09	0.00	0.00	0.00	0.00	0.00	0.00	1,201.09
Jigsaw Wealth Management Pte Ltd	2,062.25	2,062.25	0.00	0.00	0.00	0.00	0.00	0.00	2,062.25
Joe Curio Enterprise	28,155.26	28,155.26	28,859.41	0.00	0.00	28,859.41	0.00	28,859.41	28,859.41
John Fraser Investments Pty Ltd	27,397.45	27,397.45	0.00	0.00	0.00	0.00	0.00	0.00	27,397.45
John Jenner International Ltd	7,471.69	7,471.69	0.00	0.00	0.00	0.00	0.00	0.00	7,471.69
John O'Sullivan	0.00	0.00	680,000.00	0.00	0.00	680,000.00	0.00	680,000.00	680,000.00
JP & Associates Inc	2,923.83	2,923.83	0.00	0.00	0.00	0.00	0.00	0.00	2,923.83
Kaye Consulting Pty Ltd	15,108.20	15,108.20	15,108.20	0.00	0.00	15,108.20	0.00	15,108.20	15,108.20
Kepler Group (SC) Limited	2,667.82	2,667.82	0.00	0.00	0.00	0.00	0.00	0.00	2,667.82
Kepler Group Caterbury Ltd	5,635.16	5,635.16	0.00	0.00	0.00	0.00	0.00	0.00	5,635.16
Kepler Group Central Otago Limited	3,734.39	3,734.39	0.00	0.00	0.00	0.00	0.00	0.00	3,734.39
Kepler Group Southland Ltd	7,757.48	7,757.48	0.00	0.00	0.00	0.00	0.00	0.00	7,757.48
Kepler Group Southland/Central Otago Limited	25,350.42	25,350.42	0.00	0.00	0.00	0.00	0.00	0.00	25,350.42
Keystone Financial Planning Pty Ltd	11,657.20	11,657.20	15,000.00	0.00	0.00	15,000.00	0.00	15,000.00	15,000.00
Kingsley Squire International Ltd	12,598.72	12,598.72	20,125.59	0.00	0.00	20,125.59	0.00	20,125.59	20,125.59
Kingston Financial Pty Limited	4,791.35	4,791.35	0.00	0.00	0.00	0.00	0.00	0.00	4,791.35
Knightsbridge Manage	549.61	549.61	0.00	0.00	0.00	0.00	0.00	0.00	549.61
Lac Leman Overseas Financial Consult Ltd	12,948.74	12,948.74	0.00	0.00	0.00	0.00	0.00	0.00	12,948.74
Lawton Asia Co Ltd	14,232.70	14,232.70	0.00	0.00	0.00	0.00	0.00	0.00	14,232.70
Leblond Associates Co Ltd	2,158.07	2,158.07	0.00	0.00	0.00	0.00	0.00	0.00	2,158.07
LifePlus Insurance Brokers LLC	9,238.93	9,238.93	0.00	0.00	0.00	0.00	0.00	0.00	9,238.93
Lighthouse Financial Solutions Ltd	5,230.32	5,230.32	0.00	0.00	0.00	0.00	0.00	0.00	5,230.32
Lime Financial Plann	7,309.84	7,309.84	0.00	0.00	0.00	0.00	0.00	0.00	7,309.84
Limerick Consultants Limited	237.39	237.39	0.00	0.00	0.00	0.00	0.00	0.00	237.39
Lionsgate Financial Group Pty Ltd	155,939.00	155,939.00	0.00	0.00	0.00	0.00	0.00	0.00	155,939.00
Little Partners Pty Ltd	0.00	0.00	19,924.20	0.00	0.00	19,924.20	0.00	19,924.20	19,924.20
LM CPAIF	24,663.58	24,663.58	0.00	0.00	0.00	0.00	0.00	0.00	24,663.58
LM Investment Mgmt International Ltd	44,555.47	44,555.47	0.00	0.00	0.00	0.00	0.00	0.00	44,555.47
LM Prospect Dealer	253.71	253.71	0.00	0.00	0.00	0.00	0.00	0.00	253.71

UNSECURED CREDITORS	RATA	Advised	Claimed	Admitted	Rejected	Under Consid.	Distributed	Remaining	Control Value
UNSECURED- ADVISORS									
London Partners Vic Pty Ltd	5,140.98	5,140.98	0.00	0.00	0.00	0.00	0.00	0.00	5,140.98
Lonsdale Financial (fka Avenue Capital)	5,095.02	5,095.02	0.00	0.00	0.00	0.00	0.00	0.00	5,095.02
Lonsdale Financial Group	13,676.69	13,676.69	0.00	0.00	0.00	0.00	0.00	0.00	13,676.69
Lume Financial Group Pty Limited	3,366.64	3,366.64	0.00	0.00	0.00	0.00	0.00	0.00	3,366.64
M & S Accounting Services Pty Ltd	18,287.62	18,287.62	0.00	0.00	0.00	0.00	0.00	0.00	18,287.62
Madison Financial Group	44,068.99	44,068.99	0.00	0.00	0.00	0.00	0.00	0.00	44,068.99
Magellan Tresidder Tuohy Ltd	181,536.65	181,536.65	181,536.65	0.00	0.00	181,536.65	0.00	181,536.65	181,536.65
Malcolm Fairest T/A Key Financial Solutions	4,087.02	4,087.02	0.00	0.00	0.00	0.00	0.00	0.00	4,087.02
Manhattan Asset Management Company Limited	557.92	557.92	561.00	0.00	0.00	561.00	0.00	561.00	561.00
Marie Quinn Financial Services Ltd	541.90	541.90	0.00	0.00	0.00	0.00	0.00	0.00	541.90
Mark Plummer	0.00	0.00	8,998.65	0.00	0.00	8,998.65	0.00	8,998.65	8,998.65
Matrix Planning Solutions Limited	9,600.49	9,600.49	0.00	0.00	0.00	0.00	0.00	0.00	9,600.49
Mawson Securities Pty Ltd (*RTS*)	318.52	318.52	0.00	0.00	0.00	0.00	0.00	0.00	318.52
MBA Berkeley Burke Financial Services	3,017.31	3,017.31	0.00	0.00	0.00	0.00	0.00	0.00	3,017.31
MBMG International Co Ltd	39,383.69	39,383.69	0.00	0.00	0.00	0.00	0.00	0.00	39,383.69
McPherson & Associates Pty Ltd	94.71	94.71	0.00	0.00	0.00	0.00	0.00	0.00	94.71
Meritum Financial Group Pty Ltd	2,711.79	2,711.79	0.00	0.00	0.00	0.00	0.00	0.00	2,711.79
Meyado Private Wealth	1,290.09	1,290.09	0.00	0.00	0.00	0.00	0.00	0.00	1,290.09
Meyer Asset Management Ltd	33,758.54	33,758.54	0.00	0.00	0.00	0.00	0.00	0.00	33,758.54
MFSP Financial Management Limited	3,823.25	3,823.25	0.00	0.00	0.00	0.00	0.00	0.00	3,823.25
Michael Smith	5,889.58	5,889.58	0.00	0.00	0.00	0.00	0.00	0.00	5,889.58
Michael Welter t/as Michael Welter	4,901.27	4,901.27	3,000.00	0.00	0.00	3,000.00	0.00	3,000.00	3,000.00
Midas Capital	1,182.03	1,182.03	0.00	0.00	0.00	0.00	0.00	0.00	1,182.03
MIF Holding Adviser	4,941.99	4,941.99	0.00	0.00	0.00	0.00	0.00	0.00	4,941.99
Milestone Financial Services (Canterbury) Ltd	817.37	817.37	0.00	0.00	0.00	0.00	0.00	0.00	817.37
Milestone Financial Services (Central) Ltd	2,353.48	2,353.48	0.00	0.00	0.00	0.00	0.00	0.00	2,353.48
Millennium3 Financial Services Pty Ltd	36,001.42	36,001.42	0.00	0.00	0.00	0.00	0.00	0.00	36,001.42
Misr Capital	0.00	0.00	2,000.00	0.00	0.00	2,000.00	0.00	2,000.00	2,000.00
Mitre Wealth Management Ltd	2,068.52	2,068.52	0.00	0.00	0.00	0.00	0.00	0.00	2,068.52
MMG Advisory Partners Ltd-Albany	170,339.11	170,339.11	0.00	0.00	0.00	0.00	0.00	0.00	170,339.11
MMG Advisory Partners Ltd-Dunedin	0.00	0.00	6,239.99	0.00	0.00	6,239.99	0.00	6,239.99	6,239.99
Momentum Wealth Inte	8,769.04	8,769.04	0.00	0.00	0.00	0.00	0.00	0.00	8,769.04
Money Managers Partners Solutions Pty Ltd	1,628.85	1,628.85	0.00	0.00	0.00	0.00	0.00	0.00	1,628.85
Moneylink Financial Planning	11,479.35	11,479.35	0.00	0.00	0.00	0.00	0.00	0.00	11,479.35
Moneyplan Australia (MP) Pty Ltd	8,254.19	8,254.19	0.00	0.00	0.00	0.00	0.00	0.00	8,254.19
Moneyplan Australia Pty Ltd	785.89	785.89	0.00	0.00	0.00	0.00	0.00	0.00	785.89
Montpellier Malaysia Ltd	30,491.74	30,491.74	0.00	0.00	0.00	0.00	0.00	0.00	30,491.74
Montpellier Nordic Ltd-Malaysia	5,540.76	5,540.76	0.00	0.00	0.00	0.00	0.00	0.00	5,540.76
Montpellier Private Clients Limited	7,293.77	7,293.77	16,166.88	0.00	0.00	16,166.88	0.00	16,166.88	16,166.88
MPV International Limited	1,711.63	1,711.63	0.00	0.00	0.00	0.00	0.00	0.00	1,711.63
Muirfield Financial Services Pty Ltd	12,889.54	12,889.54	0.00	0.00	0.00	0.00	0.00	0.00	12,889.54
MWM Investments Ltd	1,489.55	1,489.55	0.00	0.00	0.00	0.00	0.00	0.00	1,489.55

UNSECURED CREDITORS

UNSECURED: ADVISORS

	RATA	Advised	Claimed	Admitted	Rejected	Under Consid.	Distributed	Remaining	Control Value
My Adviser Pty Ltd	1,583.43	1,583.43	0.00	0.00	0.00	0.00	0.00	0.00	1,583.43
MyState Financial Limited	14,552.07	14,552.07	0.00	0.00	0.00	0.00	0.00	0.00	14,552.07
National Financial Solutions	2,124.29	2,124.29	0.00	0.00	0.00	0.00	0.00	0.00	2,124.29
National Money Marke	961.63	961.63	0.00	0.00	0.00	0.00	0.00	0.00	961.63
Nav Limited	7,983.42	7,983.42	0.00	0.00	0.00	0.00	0.00	0.00	7,983.42
Neville Ward Direct Pty Limited	1,280.32	1,280.32	0.00	0.00	0.00	0.00	0.00	0.00	1,280.32
Nixon Drexler Advisory Pty Ltd	284.59	284.59	0.00	0.00	0.00	0.00	0.00	0.00	284.59
NLNM Limited T/A Kennard & Associates	4,731.97	4,731.97	0.00	0.00	0.00	0.00	0.00	0.00	4,731.97
Noble Insurance Brok	3.42	3.42	0.00	0.00	0.00	0.00	0.00	0.00	3.42
Nordic Consult Ltd	730.85	730.85	0.00	0.00	0.00	0.00	0.00	0.00	730.85
Nordic Invest Ltd	146,755.54	146,755.54	0.00	0.00	0.00	0.00	0.00	0.00	146,755.54
Novatex Pty Limited	82,215.18	82,215.18	0.00	0.00	0.00	0.00	0.00	0.00	82,215.18
Nuview Limited T/as Nuview Wealth Solutions	24,786.28	24,786.28	0.00	0.00	0.00	0.00	0.00	0.00	24,786.28
Ocean Park Capital Ltd	25,769.43	25,769.43	0.00	0.00	0.00	0.00	0.00	0.00	25,769.43
OFS (Asia) Ltd	9,437.81	9,437.81	66,737.65	0.00	66,737.65	0.00	0.00	66,737.65	66,737.65
OFS Asia (HK) Limited	2,852.52	2,852.52	0.00	0.00	0.00	0.00	0.00	0.00	2,852.52
OFS Spain	3,336.83	3,336.83	0.00	0.00	0.00	0.00	0.00	0.00	3,336.83
OFS Spain (trading style Global Partners Ltd)	1,466.73	1,466.73	0.00	0.00	0.00	0.00	0.00	0.00	1,466.73
Omniwealth Services Pty Ltd	4,880.15	4,880.15	0.00	0.00	0.00	0.00	0.00	0.00	4,880.15
One International	14,616.61	14,616.61	0.00	0.00	0.00	0.00	0.00	0.00	14,616.61
Orb Global Wealth Ma	2,509.13	2,509.13	0.00	0.00	0.00	0.00	0.00	0.00	2,509.13
ORD Minnett	579.08	579.08	0.00	0.00	0.00	0.00	0.00	0.00	579.08
O'Sullivan Capital Management	691,766.65	691,766.65	0.00	0.00	0.00	0.00	0.00	0.00	691,766.65
Our Retirement Pty Ltd	1,843.13	1,843.13	0.00	0.00	0.00	0.00	0.00	0.00	1,843.13
Outlook Financial Solutions Pty Ltd	3,259.73	3,259.73	0.00	0.00	0.00	0.00	0.00	0.00	3,259.73
Outstanding Paperwork	36.75	36.75	0.00	0.00	0.00	0.00	0.00	0.00	36.75
Oxford Investment Services Ltd	538.04	538.04	0.00	0.00	0.00	0.00	0.00	0.00	538.04
P & J Financial Planning Pty Ltd	8,135.99	8,135.99	0.00	0.00	0.00	0.00	0.00	0.00	8,135.99
P J Wannan & Associates Limited	215.63	215.63	0.00	0.00	0.00	0.00	0.00	0.00	215.63
Pacific Financial Services	1,740.32	1,740.32	0.00	0.00	0.00	0.00	0.00	0.00	1,740.32
Panoramic Holdings L	2,289.04	2,289.04	0.00	0.00	0.00	0.00	0.00	0.00	2,289.04
Papworth Asset Management Ltd	280.61	280.61	0.00	0.00	0.00	0.00	0.00	0.00	280.61
Paragem Pty Ltd	7,620.73	7,620.73	0.00	0.00	0.00	0.00	0.00	0.00	7,620.73
Partners Financial S	19,874.05	19,874.05	0.00	0.00	0.00	0.00	0.00	0.00	19,874.05
Pascoe Barton	469.76	469.76	0.00	0.00	0.00	0.00	0.00	0.00	469.76
Patron Financial Services Pty Ltd	54,017.48	54,017.48	0.00	0.00	0.00	0.00	0.00	0.00	54,017.48
Paul Newson Consultants Ltd	23,058.39	23,058.39	0.00	0.00	0.00	0.00	0.00	0.00	23,058.39
Paul Rowe	9,556.85	9,556.85	152,280.28	0.00	152,280.28	0.00	0.00	152,280.28	152,280.28
Paul Simkiss t/as Pa	890.25	890.25	0.00	0.00	0.00	0.00	0.00	0.00	890.25
PCP International Ma	1,438.65	1,438.65	0.00	0.00	0.00	0.00	0.00	0.00	1,438.65
Personal Finance Management International (PFM)	984.92	984.92	0.00	0.00	0.00	0.00	0.00	0.00	984.92
Personal Financial Services (PFS) Ltd	982.47	982.47	0.00	0.00	0.00	0.00	0.00	0.00	982.47

UNSECURED CREDITORS

UNSECURED: ADVISORS

	RATA	Advised	Claimed	Admitted	Rejected	Under Consid.	Distributed	Remaining	Control Value
Peter Smith-Fin. Services Ltd	763.85	763.85	0.00	0.00	0.00	0.00	0.00	0.00	763.85
PFS International Consultants Ltd	7,581.74	7,581.74	13,057.28	0.00	0.00	13,057.28	0.00	13,057.28	13,057.28
PI Ltd	2,593.72	2,593.72	0.00	0.00	0.00	0.00	0.00	0.00	2,593.72
PIC (Europe) S.A.	382.00	382.00	0.00	0.00	0.00	0.00	0.00	0.00	382.00
Pinn Deavin Securities Pty Ltd	13,971.33	13,971.33	0.00	0.00	0.00	0.00	0.00	0.00	13,971.33
Pinnacle Wealth Management	163.86	163.86	0.00	0.00	0.00	0.00	0.00	0.00	163.86
Platform Wealth	1,432.60	1,432.60	0.00	0.00	0.00	0.00	0.00	0.00	1,432.60
Platinum Financial S	299.05	299.05	0.00	0.00	0.00	0.00	0.00	0.00	299.05
Platinum Financial Services Ltd	1,074.04	1,074.04	0.00	0.00	0.00	0.00	0.00	0.00	1,074.04
Portfolio Builders (S) Pte Ltd	4,921.19	4,921.19	0.00	0.00	0.00	0.00	0.00	0.00	4,921.19
Portfolio Professionals Ltd	422.17	422.17	0.00	0.00	0.00	0.00	0.00	0.00	422.17
Portsmouth Mann Inte	166.79	166.79	0.00	0.00	0.00	0.00	0.00	0.00	166.79
Portsmouth Mann International Ltd	8,168.17	8,168.17	0.00	0.00	0.00	0.00	0.00	0.00	8,168.17
Premier Pension Solution	1,236.99	1,236.99	0.00	0.00	0.00	0.00	0.00	0.00	1,236.99
Premium Finance Group Ltd	5,029.47	5,029.47	0.00	0.00	0.00	0.00	0.00	0.00	5,029.47
Premium Wealth Management Limited	13,229.69	13,229.69	0.00	0.00	0.00	0.00	0.00	0.00	13,229.69
Principal Financial Services Pty Ltd	4,162.96	4,162.96	0.00	0.00	0.00	0.00	0.00	0.00	4,162.96
Private Client Portfolio Investment Management	12,174.44	12,174.44	0.00	0.00	0.00	0.00	0.00	0.00	12,174.44
Private Management Consultancy	5,058.74	5,058.74	8,223.84	0.00	0.00	8,223.84	0.00	8,223.84	8,223.84
Private Offshore Por	266.16	266.16	0.00	0.00	0.00	0.00	0.00	0.00	266.16
Private Portfolio Se	10.10	10.10	0.00	0.00	0.00	0.00	0.00	0.00	10.10
Professional Investment Services Pty Ltd	239,487.82	239,487.82	1.00	0.00	0.00	1.00	0.00	1.00	1.00
Profile Financial Services Pty Ltd	18,912.29	18,912.29	0.00	0.00	0.00	0.00	0.00	0.00	18,912.29
Progressive Financial Planning Ltd	4,436.23	4,436.23	0.00	0.00	0.00	0.00	0.00	0.00	4,436.23
PSK Financial Services	0.00	0.00	15,000.00	0.00	0.00	15,000.00	0.00	15,000.00	15,000.00
PT Gemini Executive Mujlia Sejata	1,341.29	1,341.29	0.00	0.00	0.00	0.00	0.00	0.00	1,341.29
PT Merchant Partners	0.00	0.00	15,000.00	0.00	0.00	15,000.00	0.00	15,000.00	15,000.00
PWM Group Limited	124.90	124.90	0.00	0.00	0.00	0.00	0.00	0.00	124.90
Pyramid Capital Corp	244.11	244.11	0.00	0.00	0.00	0.00	0.00	0.00	244.11
Qatar Agent Insurance	314.70	314.70	0.00	0.00	0.00	0.00	0.00	0.00	314.70
Qrops Retirement Solutions	8,692.63	8,692.63	16,856.13	0.00	0.00	16,856.13	0.00	16,856.13	16,856.13
Quadrant Financial Services Ltd	3,586.98	3,586.98	0.00	0.00	0.00	0.00	0.00	0.00	3,586.98
Quadrant Securities Pty Ltd	106,101.48	106,101.48	0.00	0.00	0.00	0.00	0.00	0.00	106,101.48
Questor Capital Ltd	1,312.55	1,312.55	0.00	0.00	0.00	0.00	0.00	0.00	1,312.55
Quicksilver Ltd	2,141.86	2,141.86	0.00	0.00	0.00	0.00	0.00	0.00	2,141.86
Raymond Lish & Associates Ltd	204.11	204.11	0.00	0.00	0.00	0.00	0.00	0.00	204.11
RBS Morgans	8,426.14	8,426.14	0.00	0.00	0.00	0.00	0.00	0.00	8,426.14
Regency Internationa	2,338.45	2,338.45	0.00	0.00	0.00	0.00	0.00	0.00	2,338.45
Regent Insurance Con	6,631.33	6,631.33	0.00	0.00	0.00	0.00	0.00	0.00	6,631.33
Results Financial Services Pty Ltd	8,524.68	8,524.68	0.00	0.00	0.00	0.00	0.00	0.00	8,524.68
RetireInvest Camberwell	2,330.34	2,330.34	0.00	0.00	0.00	0.00	0.00	0.00	2,330.34
RetireInvest Mt Waverley	2,295.76	2,295.76	0.00	0.00	0.00	0.00	0.00	0.00	2,295.76

UNSECURED CREDITORS

UNSECURED: ADVISORS

	RATA	Advised	Claimed	Admitted	Rejected	Under Consid.	Distributed	Remaining	Control Value
RGM Financial Services Pty Ltd	18,707.62	18,707.62	0.00	0.00	0.00	0.00	0.00	0.00	18,707.62
RI Advice Group Pty Ltd	4,489.54	4,489.54	0.00	0.00	0.00	0.00	0.00	0.00	4,489.54
Richmond Asset Manag	537.35	537.35	0.00	0.00	0.00	0.00	0.00	0.00	537.35
Richmond Asset Management	38,083.69	38,083.69	0.00	0.00	0.00	0.00	0.00	0.00	38,083.69
Risk & Investment Advisors Australia Pty Ltd	2,027.47	2,027.47	0.00	0.00	0.00	0.00	0.00	0.00	2,027.47
Rob Poynton t/as Positive Solutions	38,512.39	38,512.39	0.00	0.00	0.00	0.00	0.00	0.00	38,512.39
Roger Donazzan	52,971.78	52,971.78	0.00	0.00	0.00	0.00	0.00	0.00	52,971.78
Royal Knight LLC t/as WWH Investments	37,974.24	37,974.24	0.00	0.00	0.00	0.00	0.00	0.00	37,974.24
RSM Bird Cameron Financial Services Ltd	13,491.69	13,491.69	0.00	0.00	0.00	0.00	0.00	0.00	13,491.69
Sapientia International Ltd	452,931.36	452,931.36	732,026.93	0.00	0.00	732,026.93	0.00	732,026.93	732,026.93
Saving Works	1,397.23	1,397.23	0.00	0.00	0.00	0.00	0.00	0.00	1,397.23
Schreiber Associates International	18,531.65	18,531.65	22,140.52	0.00	0.00	22,140.52	0.00	22,140.52	22,140.52
SCI Group Ltd	4,556.66	4,556.66	0.00	0.00	0.00	0.00	0.00	0.00	4,556.66
Seagrims Pty Ltd	1,750.02	1,750.02	0.00	0.00	0.00	0.00	0.00	0.00	1,750.02
Securities Admin Services Ltd	296.13	296.13	0.00	0.00	0.00	0.00	0.00	0.00	296.13
Securitor Financial Group Ltd	15,825.94	15,825.94	0.00	0.00	0.00	0.00	0.00	0.00	15,825.94
Selby & Associates Financial Services Pty Ltd	675.10	675.10	0.00	0.00	0.00	0.00	0.00	0.00	675.10
Select Asset Management	448.50	448.50	0.00	0.00	0.00	0.00	0.00	0.00	448.50
Select Asset Management Limited	3,523.67	3,523.67	0.00	0.00	0.00	0.00	0.00	0.00	3,523.67
Sentry Financial Planning (fka AFG Fin)	2,913.45	2,913.45	0.00	0.00	0.00	0.00	0.00	0.00	2,913.45
Sentry Financial Services Ltd (NZ)	7,088.04	7,088.04	0.00	0.00	0.00	0.00	0.00	0.00	7,088.04
Sentry Financial Services Pty Ltd	32,032.85	32,032.85	0.00	0.00	0.00	0.00	0.00	0.00	32,032.85
Shadforths Limited	682.05	682.05	0.00	0.00	0.00	0.00	0.00	0.00	682.05
Shun Wah & Associates	213.15	213.15	0.00	0.00	0.00	0.00	0.00	0.00	213.15
Simon Blakeway	1,790.66	1,790.66	0.00	0.00	0.00	0.00	0.00	0.00	1,790.66
Simplepage Ltd t/as Flairstyle Ltd	3,460.50	3,460.50	27,074.00	0.00	27,074.00	0.00	0.00	27,074.00	27,074.00
Sinclair James Inter	8,555.08	8,555.08	4,129,144.15	0.00	4,129,144.15	0.00	0.00	4,129,144.15	4,129,144.15
SMF Wealth Management Pty Ltd	15,021.87	15,021.87	0.00	0.00	0.00	0.00	0.00	0.00	15,021.87
SMS Advisor Group Pty Ltd	4,637.72	4,637.72	0.00	0.00	0.00	0.00	0.00	0.00	4,637.72
Solomon Independent Financial Advisors Ltd	102.14	102.14	0.00	0.00	0.00	0.00	0.00	0.00	102.14
Solutions 2 Retirement Pty Ltd	35,922.93	35,922.93	0.00	0.00	0.00	0.00	0.00	0.00	35,922.93
Solutions Wealth Strategies Pty Ltd	545.02	545.02	0.00	0.00	0.00	0.00	0.00	0.00	545.02
South West Insurance Services	14,521.96	14,521.96	0.00	0.00	0.00	0.00	0.00	0.00	14,521.96
Southern Financial Planning Ltd T/As Rohan	10,435.54	10,435.54	0.00	0.00	0.00	0.00	0.00	0.00	10,435.54
Sovereign Financial Group Pty Ltd	5,123.85	5,123.85	0.00	0.00	0.00	0.00	0.00	0.00	5,123.85
SRFM Ltd	1,561.68	1,561.68	0.00	0.00	0.00	0.00	0.00	0.00	1,561.68
St James International	652.82	652.82	0.00	0.00	0.00	0.00	0.00	0.00	652.82
Staples Australia Pty Ltd	0.00	0.00	7,617.24	0.00	7,617.24	0.00	0.00	7,617.24	7,617.24
Steene Investment Guernsey Ltd/Stein Sovereign	5,468.52	5,468.52	33,537.15	0.00	33,537.15	0.00	0.00	33,537.15	33,537.15
Stephens Rosen Quant Ltd	152.42	152.42	0.00	0.00	0.00	0.00	0.00	0.00	152.42
Strategic Financial Planning Limited	35,755.56	35,755.56	0.00	0.00	0.00	0.00	0.00	0.00	35,755.56
Strategic Private Wealth Pty Ltd	0.00	0.00	60,000.00	0.00	60,000.00	0.00	0.00	60,000.00	60,000.00

UNSECURED CREDITORS

UNSECURED: ADVISORS

	RATA	Advised	Claimed	Admitted	Rejected	Under Consid.	Distributed	Remaining	Control Value
Strategic Solutions Pty Ltd	16,385.24	16,385.24	0.00	0.00	0.00	0.00	0.00	0.00	16,385.24
Strategic Wealth Advice Pty Ltd (Comm to McLofts	39,666.49	39,666.49	0.00	0.00	0.00	0.00	0.00	0.00	39,666.49
Swiss Offshore Limited	4,275.75	4,275.75	0.00	0.00	0.00	0.00	0.00	0.00	4,275.75
Synchronised Business Services Pty Ltd	10,625.39	10,625.39	0.00	0.00	0.00	0.00	0.00	0.00	10,625.39
Temple Bar International	1,966.31	1,966.31	0.00	0.00	0.00	0.00	0.00	0.00	1,966.31
Tenbridge Consulting	620.24	620.24	0.00	0.00	0.00	0.00	0.00	0.00	620.24
TFS Fin Planning t/a ipac north qld	185,442.41	185,442.41	0.00	0.00	0.00	0.00	0.00	0.00	185,442.41
TG Holborn (HK) Ltd	2,164.38	2,164.38	0.00	0.00	0.00	0.00	0.00	0.00	2,164.38
The Advies Group	1,993.86	1,993.86	0.00	0.00	0.00	0.00	0.00	0.00	1,993.86
The FinancialLink Group Pty Ltd	1,551.67	1,551.67	0.00	0.00	0.00	0.00	0.00	0.00	1,551.67
The Fry Group	5,525.11	5,525.11	0.00	0.00	0.00	0.00	0.00	0.00	5,525.11
The Personal Wealth	3,827.91	3,827.91	0.00	0.00	0.00	0.00	0.00	0.00	3,827.91
The Salisbury Group Pty Limited	3,053.98	3,053.98	0.00	0.00	0.00	0.00	0.00	0.00	3,053.98
Thistle Financial Services Ltd T/A Shore Associates	27,829.48	27,829.48	0.00	0.00	0.00	0.00	0.00	0.00	27,829.48
Thor Financial Servi	870.52	870.52	0.00	0.00	0.00	0.00	0.00	0.00	870.52
Thornton Group (Australia) Pty Ltd	37,457.27	37,457.27	0.00	0.00	0.00	0.00	0.00	0.00	37,457.27
Three Sixty Financial Inc	12,768.10	12,768.10	0.00	0.00	0.00	0.00	0.00	0.00	12,768.10
Tim Whiteley t/a Has	211.95	211.95	0.00	0.00	0.00	0.00	0.00	0.00	211.95
Titanium Planners Pty Ltd	396.34	396.34	0.00	0.00	0.00	0.00	0.00	0.00	396.34
Tom Forman Consultan	145.16	145.16	0.00	0.00	0.00	0.00	0.00	0.00	145.16
Topnotch Asia	47,302.44	47,302.44	217,410.72	0.00	0.00	217,410.72	0.00	217,410.72	217,410.72
Total Financial Solutions Australia P/L	66,383.50	66,383.50	0.00	0.00	0.00	0.00	0.00	0.00	66,383.50
Total Portfolio Management Pty Ltd	399.04	399.04	0.00	0.00	0.00	0.00	0.00	0.00	399.04
Total Wealth Management	729.44	729.44	0.00	0.00	0.00	0.00	0.00	0.00	729.44
Transact Wealth Group Ltd	28,485.07	28,485.07	0.00	0.00	0.00	0.00	0.00	0.00	28,485.07
Transact Wealth-Maisey	6,516.23	6,516.23	0.00	0.00	0.00	0.00	0.00	0.00	6,516.23
Trinity Solutions Ltd	1,358.02	1,358.02	0.00	0.00	0.00	0.00	0.00	0.00	1,358.02
TTG (HK) Limited	18,779.85	18,779.85	16,779.55	0.00	0.00	16,779.55	0.00	16,779.55	16,779.55
Unity Financial Partners SRL	140.73	140.73	0.00	0.00	0.00	0.00	0.00	0.00	140.73
Vantage Consulting Co Ltd	2,808.78	2,808.78	0.00	0.00	0.00	0.00	0.00	0.00	2,808.78
Vicary Securities Pty Ltd	7,466.71	7,466.71	0.00	0.00	0.00	0.00	0.00	0.00	7,466.71
Vojtech Panacek IZ	2,658.86	2,658.86	2,655.45	0.00	0.00	2,655.45	0.00	2,655.45	2,655.45
Wairren Borfase Insurance & Financial Planning	1,061.99	1,061.99	0.00	0.00	0.00	0.00	0.00	0.00	1,061.99
Warrington Scott Financial Consultants Pty Ltd	635.12	635.12	0.00	0.00	0.00	0.00	0.00	0.00	635.12
Ways to Wealth Limited	90.06	90.06	0.00	0.00	0.00	0.00	0.00	0.00	90.06
WB Financial Management	1,255.46	1,255.46	0.00	0.00	0.00	0.00	0.00	0.00	1,255.46
Wealth Building Strategies	19,253.79	19,253.79	0.00	0.00	0.00	0.00	0.00	0.00	19,253.79
Wealth Management Group Ltd	20,388.75	20,388.75	0.00	0.00	0.00	0.00	0.00	0.00	20,388.75
Wealth Managers Pty Ltd	44,133.43	44,133.43	0.00	0.00	0.00	0.00	0.00	0.00	44,133.43
Wealth Plus Solutions Pty Ltd T/A Aequitas Financial	7,879.13	7,879.13	0.00	0.00	0.00	0.00	0.00	0.00	7,879.13
WealthDesign Ltd	21,292.79	21,292.79	0.00	0.00	0.00	0.00	0.00	0.00	21,292.79
Wealthsure Pty Ltd	135,678.86	135,678.86	0.00	0.00	0.00	0.00	0.00	0.00	135,678.86

UNSECURED CREDITORS

UNSECURED: ADVISORS

	RATA	Advised	Claimed	Admitted	Rejected	Under Consid.	Distributed	Remaining	Control Value
WealthVine Pty Ltd (Arthur Graham)	53,536.85	53,536.85	0.00	0.00	0.00	0.00	0.00	0.00	53,536.85
Wealthy & Wise Ltd	3,021.87	3,021.87	0.00	0.00	0.00	0.00	0.00	0.00	3,021.87
Wentworth Financial Services Pty Ltd	7,881.52	7,881.52	0.00	0.00	0.00	0.00	0.00	0.00	7,881.52
West Auckland Wealth Management	2,436.86	2,436.86	0.00	0.00	0.00	0.00	0.00	0.00	2,436.86
Western Pearl Limited	517.25	517.25	0.00	0.00	0.00	0.00	0.00	0.00	517.25
Westminster Financial Services	8,645.07	8,645.07	23,336.38	0.00	0.00	23,336.38	0.00	23,336.38	23,336.38
Wheeler Investment Advisors Pty Ltd	2,839.39	2,839.39	0.00	0.00	0.00	0.00	0.00	0.00	2,839.39
WHK Financial Planning Pty Ltd	55,530.31	55,530.31	0.00	0.00	0.00	0.00	0.00	0.00	55,530.31
WHK Financial Services	12,258.36	12,258.36	0.00	0.00	0.00	0.00	0.00	0.00	12,258.36
WHK FP-Northern NSW	12,859.82	12,859.82	0.00	0.00	0.00	0.00	0.00	0.00	12,859.82
WHK Prescott	31,558.14	31,558.14	0.00	0.00	0.00	0.00	0.00	0.00	31,558.14
WHK Rutherford Financial Planning	348.47	348.47	0.00	0.00	0.00	0.00	0.00	0.00	348.47
World Wide Broker (T	287.59	287.59	0.00	0.00	0.00	0.00	0.00	0.00	287.59
Worldwide Broker-Netherlands	2,222.25	2,222.25	0.00	0.00	0.00	0.00	0.00	0.00	2,222.25
Worldwide Broker-Portugal	174.70	174.70	0.00	0.00	0.00	0.00	0.00	0.00	174.70
Worldwide Broker-S	5,870.59	5,870.59	0.00	0.00	0.00	0.00	0.00	0.00	5,870.59
Wright Planning Pty Ltd	2,684.28	2,684.28	0.00	0.00	0.00	0.00	0.00	0.00	2,684.28
Yew Khoon Chang	576.17	576.17	0.00	0.00	0.00	0.00	0.00	0.00	576.17
Ying Li Investment Management	9,773.01	9,773.01	0.00	0.00	0.00	0.00	0.00	0.00	9,773.01
Total Unsecured: Advisors:	9,327,864.38	9,329,827.90	9,711,843.22	0.00	0.00	9,711,843.22	0.00	9,711,843.22	16,224,781.50

UNSECURED: CORPORATE CREDITORS

AECOM Australia Pty Ltd	0.00	0.00	61,796.42	0.00	0.00	61,796.42	0.00	61,796.42	61,796.42
Austcorp No. 20 Pty Ltd	0.00	0.00	9,886,488.04	0.00	0.00	9,886,488.04	0.00	9,886,488.04	9,886,488.04
Consultum	0.00	0.00	11,000.00	0.00	0.00	11,000.00	0.00	11,000.00	11,000.00
Corporate Traveller QLD107	0.00	0.00	198.01	0.00	0.00	198.01	0.00	198.01	198.01
CSG (NSW) Telecommunications Pty Ltd	0.00	0.00	3,212.00	0.00	0.00	3,212.00	0.00	3,212.00	3,212.00
Deputy Commissioner of Taxation	1,055,192.00	1,055,192.00	760,414.74	0.00	0.00	760,414.74	0.00	760,414.74	760,414.74
Drake Pty Ltd	1.00	1.00	0.00	0.00	0.00	0.00	0.00	0.00	1.00
EQHO Communications Ltd	1.00	1.00	0.00	0.00	0.00	0.00	0.00	0.00	1.00
Ernst and Young	1.00	1.00	0.00	0.00	0.00	0.00	0.00	0.00	1.00
Grace Records Management (QLD) Pty Ltd	0.00	0.00	1,743.59	0.00	0.00	1,743.59	0.00	1,743.59	1,743.59
Green Design Indoor Plant Hire Pty Ltd	0.00	0.00	594.33	0.00	0.00	594.33	0.00	594.33	594.33
Hickey Lawyers	0.00	0.00	114,565.00	0.00	0.00	114,565.00	0.00	114,565.00	114,565.00
iSentia Pty Ltd	0.00	0.00	1,978.82	0.00	0.00	1,978.82	0.00	1,978.82	1,978.82
Klein & Co. Computer Forensics Pty Ltd	0.00	25,858.00	25,858.00	0.00	0.00	25,858.00	0.00	25,858.00	25,858.00
Kordametha Pty Ltd and Calibre Capital Limited in LM NewZealand	0.00	0.00	12,340,377.87	0.00	0.00	12,340,377.87	0.00	12,340,377.87	12,340,377.87
Pikes & Verekers Lawyers	1.00	1.00	0.00	0.00	0.00	0.00	0.00	0.00	1.00
PKF Chartered Accountants	0.00	0.00	68,358.54	0.00	0.00	68,358.54	0.00	68,358.54	68,358.54
Shred-X Pty Ltd	0.00	0.00	22,084.15	0.00	0.00	22,084.15	0.00	22,084.15	22,084.15
Tadmit Printers Production	0.00	0.00	84.47	0.00	0.00	84.47	0.00	84.47	84.47
Total Unsecured: Corporate Creditors:	0.00	0.00	4,544.06	0.00	0.00	4,544.06	0.00	4,544.06	4,544.06

UNSECURED CREDITORS

UNSECURED: CORPORATE CREDITORS

	RATA	Advised	Claimed	Admitted	Rejected	Under Consid.	Distributed	Remaining	Control Value
Trend Personnel	0.00	0.00	10,071.60	0.00	0.00	10,071.60	0.00	10,071.60	10,071.60
Web Design Magic Pty Ltd	0.00	0.00	2,324.40	0.00	0.00	2,324.40	0.00	2,324.40	2,324.40
William Partners	1.00	1.00	0.00	0.00	0.00	0.00	0.00	0.00	1.00
Total Unsecured: Corporate Creditors:	1,055,197.00	1,081,055.00	23,315,694.04	0.00	0.00	23,315,694.04	0.00	23,315,694.04	23,315,699.04

UNSECURED: FUND CREDITORS

Asgard Capital Management Limited	0.00	0.00	7,354,498.75	0.00	0.00	7,354,498.75	0.00	7,354,498.75	7,354,498.75
Bell Gully	1,683.08	1,683.08	0.00	0.00	0.00	0.00	0.00	0.00	1,683.08
Box Advertising Pty Ltd	1,683.08	1,683.05	14,322.00	0.00	0.00	14,322.00	0.00	14,322.00	14,322.00
BT Portfolio Services Limited	0.00	0.00	14,530,114.00	0.00	0.00	14,530,114.00	0.00	14,530,114.00	14,530,114.00
Chandler Communication	4,068.88	4,068.88	0.00	0.00	0.00	0.00	0.00	0.00	4,068.88
Custom House Currency Exchange (Australia) Pty Ltd	0.00	0.00	1,622,954.47	0.00	0.00	1,622,954.47	0.00	1,622,954.47	1,622,954.47
Ernst and Young	10,539.17	10,539.17	158,896.51	0.00	0.00	158,896.51	0.00	158,896.51	158,896.51
Glenside Group (Qld) Pty Ltd	19,396.14	19,396.14	19,396.14	0.00	0.00	19,396.14	0.00	19,396.14	19,396.14
Host Capital Limited	0.00	0.00	15,259.35	0.00	0.00	15,259.35	0.00	15,259.35	15,259.35
InfoCapital N.V	0.00	0.00	7,463.30	0.00	0.00	7,463.30	0.00	7,463.30	7,463.30
Michael Edesess	0.00	0.00	20,000.00	0.00	0.00	20,000.00	0.00	20,000.00	20,000.00
Monaghan Lawyers	181,992.65	181,992.65	0.00	0.00	0.00	0.00	0.00	0.00	181,992.65
Norton Rose Fulbright Australia	46,757.00	46,757.00	409,668.85	0.00	0.00	409,668.85	0.00	409,668.85	409,668.85
Peter Raymond & Margaret Alison Moody	0.00	0.00	1.00	0.00	0.00	1.00	0.00	1.00	1.00
PKF Chartered Accountants	3,847.80	3,847.80	0.00	0.00	0.00	0.00	0.00	0.00	3,847.80
PricewaterhouseCoopers	0.00	0.00	86,562.00	0.00	0.00	86,562.00	0.00	86,562.00	86,562.00
Primus Compliance Group Pte Ltd	0.00	0.00	867.33	0.00	0.00	867.33	0.00	867.33	867.33
RWG Accountants and Advisors Pty Ltd	6,600.00	6,600.00	0.00	0.00	0.00	0.00	0.00	0.00	6,600.00
The Creative Partnership	5,697.00	5,697.00	9,286.26	0.00	0.00	9,286.26	0.00	9,286.26	9,286.26
Thomson Geer (A Firm)	10,450.00	10,450.00	0.00	0.00	0.00	0.00	0.00	0.00	10,450.00
We Love Creative Co	660.00	660.00	1,320.00	0.00	0.00	1,320.00	0.00	1,320.00	1,320.00
Western Union	4,494.00	4,494.00	0.00	0.00	0.00	0.00	0.00	0.00	4,494.00
WMS Chartered Accountants	9,350.00	9,350.00	0.00	0.00	0.00	0.00	0.00	0.00	9,350.00
Total Unsecured: Fund Creditors:	307,218.80	307,218.77	24,250,609.96	0.00	0.00	24,250,609.96	0.00	24,250,609.96	24,473,096.37

UNSECURED: INVESTOR CLAIMS

Alison Pockett	0.00	0.00	62,490.68	0.00	0.00	62,490.68	0.00	62,490.68	62,490.68
Dean Percival & Emily Percival	0.00	0.00	62,490.68	0.00	0.00	62,490.68	0.00	62,490.68	62,490.68
Mr Ozawa	1.00	1.00	1.00	0.00	0.00	1.00	0.00	1.00	1.00
Sandeep Mand & Mayuki Mitsumori	600,000.00	600,000.00	600,000.00	0.00	0.00	600,000.00	0.00	600,000.00	600,000.00
The Percivals	1.00	1.00	1.00	0.00	0.00	1.00	0.00	1.00	1.00
Total Unsecured: Investor Claims:	600,002.00	600,002.00	724,983.36	0.00	0.00	724,983.36	0.00	724,983.36	724,983.36

UNSECURED: TRADE CREDITORS

Clive Reed	0.00	0.00	1.00	0.00	0.00	1.00	0.00	1.00	1.00
------------	------	------	------	------	------	------	------	------	------

UNSECURED CREDITORS	RATA	Advised	Claimed	Admitted	Rejected	Under Consid.	Distributed	Remaining	Control Value
UNSECURED: TRADE CREDITORS									
KordaMentha Pty Ltd and Calibre Capital Limited in	0.00	0.00	1.00	0.00	0.00	1.00	0.00	1.00	1.00
SMT Fund Services (Ireland) Limited	0.00	0.00	17,221.20	0.00	0.00	17,221.20	0.00	17,221.20	17,221.20
Telstra Corporation Limited	0.00	0.00	43,010.30	0.00	0.00	43,010.30	0.00	43,010.30	43,010.30
The Trust Company (PTAL) Limited	0.00	0.00	71,969.93	0.00	0.00	71,969.93	0.00	71,969.93	71,969.93
Tyco Australia Pty Ltd t/as ADT Fire Monitoring	0.00	0.00	511.25	0.00	0.00	511.25	0.00	511.25	511.25
Total Unsecured: Trade Creditors:	0.00	0.00	132,714.68	0.00	0.00	132,714.68	0.00	132,714.68	132,714.68
TOTAL UNSECURED CREDITORS:	11,290,282.18	11,318,103.67	58,141,367.01	0.00	0.00	58,141,367.01	0.00	58,141,367.01	64,876,796.70
Grand Total:	11,318,058.48	11,345,879.97	58,173,560.15	0.00	0.00	58,173,560.15	0.00	58,173,560.15	64,908,989.84